



Piwik test

Date range: week April 4 - 10, 2011

Mail Test report



All Websites dashboard

| Website | Visits | Actions | Pageviews | Revenue | Conversions | Ecommerce Orders | Product Revenue |
|------------|--------|---------|-----------|-------------|-------------|------------------|-----------------|
| Piwik test | 5 | 16 | 16 | \$13,361.11 | 5 | 4 | \$13,351.11 |
| Piwik test | 2 | 1 | 1 | \$250 | 1 | 0 | \$0 |

Visits Summary

| Name | Value |
|----------------------------------|----------|
| Unique visitors | 1 |
| Visits | 5 |
| Actions | 16 |
| Maximum actions in one visit | 6 |
| Actions per Visit | 3 |
| Avg. Visit Duration (in seconds) | 00:22:49 |
| Bounce Rate | 20% |

Country

| Country | Visits | Actions | Actions per Visit | Avg. Time on Website | Bounce Rate | Revenue |
|---|--------|---------|-------------------|----------------------|-------------|-------------|
|  Poland | 4 | 12 | 3 | 00:25:32 | 25% | \$13,351.11 |
|  France | 1 | 4 | 4 | 00:12:01 | 0% | \$10 |

Continent

| Continent | Visits | Actions | Actions per Visit | Avg. Time on Website | Bounce Rate | Revenue |
|-----------|--------|---------|-------------------|----------------------|-------------|-------------|
| Europe | 5 | 16 | 3 | 00:22:49 | 20% | \$13,361.11 |

Region

| Region | Visits | Actions | Actions per Visit | Avg. Time on Website | Bounce Rate | Revenue |
|-----------|--------|---------|-------------------|----------------------|-------------|-------------|
| ? Unknown | 5 | 16 | 3 | 00:22:49 | 20% | \$13,361.11 |

Browser language

| Language | Visits | Actions | Actions per Visit | Avg. Time on Website | Bounce Rate | Conversion Rate |
|----------|--------|---------|-------------------|----------------------|-------------|-----------------|
| Polish | 4 | 12 | 3 | 00:25:32 | 25% | 75% |
| French | 1 | 4 | 4 | 00:12:01 | 0% | 100% |

City

| City | Visits | Actions | Actions per Visit | Avg. Time on Website | Bounce Rate | Revenue |
|-----------|--------|---------|-------------------|----------------------|-------------|-------------|
| ? Unknown | 5 | 16 | 3 | 00:22:49 | 20% | \$13,361.11 |

Language code

| Language | Visits | Actions | Actions per Visit | Avg. Time on Website | Bounce Rate | Conversion Rate |
|-------------|--------|---------|-------------------|----------------------|-------------|-----------------|
| Polish (pl) | 4 | 12 | 3 | 00:25:32 | 25% | 75% |
| French (fr) | 1 | 4 | 4 | 00:12:01 | 0% | 100% |

Device type

| Device type | Visits | Actions | Actions per Visit | Avg. Time on Website | Bounce Rate | Revenue |
|--|--------|---------|-------------------|----------------------|-------------|-------------|
|  Desktop | 5 | 16 | 3 | 00:22:49 | 20% | \$13,361.11 |

Device model

| Device model | Visits | Actions | Actions per Visit | Avg. Time on Website | Bounce Rate | Revenue |
|-----------------|--------|---------|-------------------|----------------------|-------------|-------------|
| Generic Desktop | 5 | 16 | 3 | 00:22:49 | 20% | \$13,361.11 |

Device brand

| Device brand | Visits | Actions | Actions per Visit | Avg. Time on Website | Bounce Rate | Revenue |
|--------------|--------|---------|-------------------|----------------------|-------------|-------------|
| Unknown | 5 | 16 | 3 | 00:22:49 | 20% | \$13,361.11 |

Screen Resolution

| Resolution | Visits | Actions | Actions per Visit | Avg. Time on Website | Bounce Rate | Conversion Rate |
|------------|--------|---------|-------------------|----------------------|-------------|-----------------|
| 1024x768 | 5 | 16 | 3 | 00:22:49 | 20% | 80% |

Operating System versions

| Operating system version | Visits | Actions | Actions per Visit | Avg. Time on Website | Bounce Rate | Conversion Rate |
|---|--------|---------|-------------------|----------------------|-------------|-----------------|
|  Windows XP | 5 | 16 | 3 | 00:22:49 | 20% | 80% |

Browsers

| Browser | Visits | Actions | Actions per Visit | Avg. Time on Website | Bounce Rate | Conversion Rate |
|--|--------|---------|-------------------|----------------------|-------------|-----------------|
|  Firefox | 5 | 16 | 3 | 00:22:49 | 20% | 80% |

Browser version

| Browser version | Visits | Actions | Actions per Visit | Avg. Time on Website | Bounce Rate | Conversion Rate |
|--|--------|---------|-------------------|----------------------|-------------|-----------------|
|  Firefox 3.6 | 5 | 16 | 3 | 00:22:49 | 20% | 80% |

Configurations

| Configuration | Visits | Actions | Actions per Visit | Avg. Time on Website | Bounce Rate | Conversion Rate |
|------------------------------|--------|---------|-------------------|----------------------|-------------|-----------------|
| Windows / Firefox / 1024x768 | 5 | 16 | 3 | 00:22:49 | 20% | 80% |










Operating System families

| Operating system family | Visits | Actions | Actions per Visit | Avg. Time on Website | Bounce Rate | Conversion Rate |
|--|--------|---------|-------------------|----------------------|-------------|-----------------|
|  Windows | 5 | 16 | 3 | 00:22:49 | 20% | 80% |

Browser engines

| Browser engine | Visits | Actions | Actions per Visit | Avg. Time on Website | Bounce Rate | Conversion Rate |
|-----------------|--------|---------|-------------------|----------------------|-------------|-----------------|
| Gecko (Firefox) | 5 | 16 | 3 | 00:22:49 | 20% | 80% |

Browser Plugins

| Plugin | Visits | % Visits |
|---|--------|----------|
|  Cookie | 5 | 100% |
|  Flash | 5 | 100% |
|  Java | 5 | 100% |
|  Director | 0 | 0% |
|  Gears | 0 | 0% |
|  Pdf | 0 | 0% |
|  Quicktime | 0 | 0% |
|  Realplayer | 0 | 0% |
|  Silverlight | 0 | 0% |
|  Windowsmedia | 0 | 0% |

Visits per local time

| Local time - hour (Start of visit) | Visits | Actions | Actions per Visit | Avg. Time on Website | Bounce Rate | Conversion Rate |
|------------------------------------|--------|---------|-------------------|----------------------|-------------|-----------------|
| 00 | 0 | 0 | 0 | 00:00:00 | 0% | 0% |
| 01 | 0 | 0 | 0 | 00:00:00 | 0% | 0% |
| 02 | 0 | 0 | 0 | 00:00:00 | 0% | 0% |
| 03 | 0 | 0 | 0 | 00:00:00 | 0% | 0% |
| 04 | 0 | 0 | 0 | 00:00:00 | 0% | 0% |
| 05 | 0 | 0 | 0 | 00:00:00 | 0% | 0% |
| 06 | 0 | 0 | 0 | 00:00:00 | 0% | 0% |
| 07 | 0 | 0 | 0 | 00:00:00 | 0% | 0% |
| 08 | 0 | 0 | 0 | 00:00:00 | 0% | 0% |
| 09 | 0 | 0 | 0 | 00:00:00 | 0% | 0% |
| 10 | 0 | 0 | 0 | 00:00:00 | 0% | 0% |
| 11 | 0 | 0 | 0 | 00:00:00 | 0% | 0% |
| 12 | 5 | 16 | 3 | 00:22:49 | 20% | 80% |
| 13 | 0 | 0 | 0 | 00:00:00 | 0% | 0% |
| 14 | 0 | 0 | 0 | 00:00:00 | 0% | 0% |
| 15 | 0 | 0 | 0 | 00:00:00 | 0% | 0% |
| 16 | 0 | 0 | 0 | 00:00:00 | 0% | 0% |
| 17 | 0 | 0 | 0 | 00:00:00 | 0% | 0% |
| 18 | 0 | 0 | 0 | 00:00:00 | 0% | 0% |
| 19 | 0 | 0 | 0 | 00:00:00 | 0% | 0% |
| 20 | 0 | 0 | 0 | 00:00:00 | 0% | 0% |
| 21 | 0 | 0 | 0 | 00:00:00 | 0% | 0% |
| 22 | 0 | 0 | 0 | 00:00:00 | 0% | 0% |
| 23 | 0 | 0 | 0 | 00:00:00 | 0% | 0% |

Visits per server time

| Server time - hour (Start of visit) | Visits | Actions | Actions per Visit | Avg. Time on Website | Bounce Rate | Revenue |
|-------------------------------------|--------|---------|-------------------|----------------------|-------------|------------|
| 00 | 1 | 4 | 4 | 00:12:01 | 0% | \$10 |
| 01 | 1 | 6 | 6 | 01:06:01 | 0% | \$0 |
| 02 | 1 | 3 | 3 | 00:18:01 | 0% | \$3,111.11 |
| 03 | 0 | 0 | 0 | 00:00:00 | 0% | \$0 |
| 04 | 0 | 0 | 0 | 00:00:00 | 0% | \$0 |
| 05 | 0 | 0 | 0 | 00:00:00 | 0% | \$0 |
| 06 | 1 | 0 | 0 | 00:06:03 | 100% | \$10,240 |
| 07 | 1 | 3 | 3 | 00:12:01 | 0% | \$0 |
| 08 | 0 | 0 | 0 | 00:00:00 | 0% | \$0 |
| 09 | 0 | 0 | 0 | 00:00:00 | 0% | \$0 |
| 10 | 0 | 0 | 0 | 00:00:00 | 0% | \$0 |
| 11 | 0 | 0 | 0 | 00:00:00 | 0% | \$0 |
| 12 | 0 | 0 | 0 | 00:00:00 | 0% | \$0 |
| 13 | 0 | 0 | 0 | 00:00:00 | 0% | \$0 |
| 14 | 0 | 0 | 0 | 00:00:00 | 0% | \$0 |
| 15 | 0 | 0 | 0 | 00:00:00 | 0% | \$0 |
| 16 | 0 | 0 | 0 | 00:00:00 | 0% | \$0 |
| 17 | 0 | 0 | 0 | 00:00:00 | 0% | \$0 |
| 18 | 0 | 0 | 0 | 00:00:00 | 0% | \$0 |
| 19 | 0 | 0 | 0 | 00:00:00 | 0% | \$0 |
| 20 | 0 | 0 | 0 | 00:00:00 | 0% | \$0 |
| 21 | 0 | 0 | 0 | 00:00:00 | 0% | \$0 |
| 22 | 0 | 0 | 0 | 00:00:00 | 0% | \$0 |
| 23 | 0 | 0 | 0 | 00:00:00 | 0% | \$0 |

Visits by Day of Week

| Day of the week | Visits | Actions | Actions per Visit | Avg. Time on Website | Bounce Rate | Conversion Rate |
|-----------------|--------|---------|-------------------|----------------------|-------------|-----------------|
| Monday | 0 | 0 | 0 | 00:00:00 | 0% | 0% |
| Tuesday | 3 | 13 | 4 | 00:30:01 | 0% | 67% |
| Wednesday | 2 | 3 | 2 | 00:12:02 | 50% | 100% |
| Thursday | 0 | 0 | 0 | 00:00:00 | 0% | 0% |
| Friday | 0 | 0 | 0 | 00:00:00 | 0% | 0% |
| Saturday | 0 | 0 | 0 | 00:00:00 | 0% | 0% |
| Sunday | 0 | 0 | 0 | 00:00:00 | 0% | 0% |

User IDs

There is no data for this report.

Custom Variables

| Custom Variable name | Visits | Actions | Actions per Visit | Avg. Time on Website | Bounce Rate | Revenue |
|----------------------------|--------|---------|-------------------|----------------------|-------------|-------------|
| ValuelsZero - 0 | 5 | 16 | 3 | 00:22:49 | 20% | \$13,361.11 |
| VisitorType - NewLoggedOut | 5 | 16 | 3 | 00:22:49 | 20% | \$13,361.11 |
| VisitorName - Great name! | 4 | 12 | 3 | 00:25:32 | 25% | \$13,351.11 |

Actions - Main metrics

| Name | Value |
|------------------|-------|
| Pageviews | 16 |
| Unique Pageviews | 4 |
| Downloads | 0 |
| Unique Downloads | 0 |
| Outlinks | 0 |
| Unique Outlinks | 0 |
| Searches | 0 |
| Unique Keywords | 0 |

Bandwidth - Main metrics

| Name | Value |
|-----------------------------|-------|
| Bytes transferred overall | 0 |
| Bytes transferred pageviews | 0 |
| Bytes transferred downloads | 0 |

Page URLs

| Page URL | Pageviews | Unique Pageviews | Avg. time on page | Bounce Rate | Exit rate |
|------------|-----------|------------------|-------------------|-------------|-----------|
| /index.htm | 16 | 4 | 00:03:23 | 0% | 100% |

Entry pages

| Entry Page URL | Entrances | Bounces | Bounce Rate |
|----------------|-----------|---------|-------------|
| /index.htm | 4 | 0 | 0% |

Entry page titles

| Entry Page title | Entrances | Bounces | Bounce Rate |
|---|-----------|---------|-------------|
| View product left in cart | 1 | 0 | 0% |
| incredible title! | 1 | 0 | 0% |
| Looking at Electronics & Cameras page with a page I | 1 | 0 | 0% |

Exit pages

| Exit Page URL | Exits | Unique Pageviews | Exit rate |
|---------------|-------|------------------|-----------|
| /index.htm | 4 | 4 | 100% |

Exit page titles

| Exit Page Title | Exits | Unique Pageviews | Exit rate |
|---|-------|------------------|-----------|
| View product left in cart | 3 | 3 | 100% |
| Another Product page with multiple categories | 1 | 1 | 100% |

Page titles

| Page Title | Pageviews | Unique Pageviews | Avg. time on page | Bounce Rate | Exit rate |
|---|-----------|------------------|-------------------|-------------|-----------|
| View product left in cart | 9 | 3 | 00:02:00 | 0% | 100% |
| Another Product page | 1 | 1 | 00:06:00 | 0% | 0% |
| Another Product page with multiple categories | 1 | 1 | 00:00:00 | 0% | 100% |
| Another Product page with no category | 1 | 1 | 00:00:00 | 0% | 0% |
| incredible title! | 1 | 1 | 00:06:00 | 0% | 0% |
| Looking at Electronics & Cameras page again | 1 | 1 | 00:06:00 | 0% | 0% |
| Looking at Electronics & Cameras page with a page l | 1 | 1 | 00:06:00 | 0% | 0% |
| Looking at product page | 1 | 1 | 00:12:00 | 0% | 0% |

Site Search Keywords

There is no data for this report.

Pages Following a Site Search

There is no data for this report.

Search Keywords with No Results

There is no data for this report.

Page Titles Following a Site Search

There is no data for this report.

Search Categories

There is no data for this report.

Outlinks

There is no data for this report.

Downloads

There is no data for this report.

Event Categories

There is no data for this report.

Event Actions

There is no data for this report.

Event Names

There is no data for this report.

Content Name

There is no data for this report.

Content Piece

There is no data for this report.

Length of Visits

| Visit duration | Visits |
|----------------|--------|
| 0-10s | 0 |
| 11-30s | 0 |
| 31-60s | 0 |
| 1-2 min | 0 |
| 2-4 min | 0 |
| 4-7 min | 1 |
| 7-10 min | 0 |
| 10-15 min | 2 |
| 15-30 min | 1 |
| 30+ min | 1 |

Pages per Visit

| Pages per visit | Visits |
|-----------------|--------|
| 1 page | 0 |
| 2 pages | 0 |
| 3 pages | 2 |
| 4 pages | 1 |
| 5 pages | 0 |
| 6-7 pages | 1 |
| 8-10 pages | 0 |
| 11-14 pages | 0 |
| 15-20 pages | 0 |
| 21+ pages | 0 |

Visits by Visit Number

| Visits by Visit Number | Visits | % Visits |
|------------------------|--------|----------|
| 1 visit | 3 | 60% |
| 2 visits | 2 | 40% |
| 3 visits | 0 | 0% |
| 4 visits | 0 | 0% |
| 5 visits | 0 | 0% |
| 6 visits | 0 | 0% |
| 7 visits | 0 | 0% |
| 8 visits | 0 | 0% |
| 9-14 visits | 0 | 0% |
| 15-25 visits | 0 | 0% |
| 26-50 visits | 0 | 0% |
| 51-100 visits | 0 | 0% |

| | | |
|----------------|---|----|
| 101-200 visits | 0 | 0% |
| 201+ visits | 0 | 0% |

Visits by days since last visit

Visits by days since last visit

Visits

| Visits by days since last visit | Visits |
|---------------------------------|--------|
| New visits | 1 |
| 0 days | 1 |
| 1 day | 0 |
| 2 days | 0 |
| 3 days | 0 |
| 4 days | 0 |
| 5 days | 0 |
| 6 days | 0 |
| 7 days | 0 |
| 8-14 days | 0 |
| 15-30 days | 0 |
| 31-60 days | 0 |
| 61-120 days | 0 |
| 121-364 days | 0 |
| 365+ days | 0 |

Returning Visits

| Name | Value |
|---|----------|
| Unique returning visitors | 1 |
| Returning Users | 0 |
| Returning Visits | 4 |
| Actions by Returning Visits | 12 |
| Maximum actions in one returning visit | 6 |
| Bounce Rate for Returning Visits | 25% |
| Avg. Actions per Returning Visit | 3 |
| Avg. Duration of a Returning Visit (in sec) | 00:25:32 |

Referrers Overview

| Name | Value |
|--|-------|
| Visitors from Search Engines | 0 |
| Visitors from Social Networks | 0 |
| Visitors from Direct Entry | 5 |
| Visitors from Websites | 0 |
| Visitors from Campaigns | 0 |
| Distinct search engines | 0 |
| Distinct social networks | 0 |
| Distinct keywords | 0 |
| Distinct websites | 0 |
| Distinct campaigns | 0 |
| Percent of Visitors from Direct Entry | 100% |
| Percent of Visitors from Search Engines | 0% |
| Percent of Visitors from Campaigns | 0% |
| Percent of Visitors from Social Networks | 0% |
| Percent of Visitors from Websites | 0% |

Channel Type

| Channel Type | Visits | Actions | Actions per Visit | Avg. Time on Website | Bounce Rate | Revenue |
|--------------|--------|---------|-------------------|----------------------|-------------|-------------|
| Direct Entry | 5 | 16 | 3 | 00:22:49 | 20% | \$13,361.11 |

All Channels

There is no data for this report.

Keywords

There is no data for this report.

Search Engines

There is no data for this report.

Websites

There is no data for this report.

Social Networks

There is no data for this report.

Campaigns

There is no data for this report.

Ecommerce Orders

| Name | Value |
|-------------------------|-------------|
| Ecommerce Orders | 4 |
| Visits with Conversions | 2 |
| Revenue | \$13,351.11 |
| Subtotal | \$2,700 |
| Tax | \$531 |
| Shipping | \$120.11 |
| Discount | \$686 |
| Purchased Products | 12 |
| Average Order Value | \$3,337.78 |
| Conversion Rate | 40% |

Ecommerce Orders - Visits to Conversion

| Visits to Conversion | Conversions |
|----------------------|-------------|
| 1 visit | 2 |
| 2 visits | 2 |
| 3 visits | 0 |
| 4 visits | 0 |
| 5 visits | 0 |
| 6 visits | 0 |
| 7 visits | 0 |
| 8 visits | 0 |
| 9-14 visits | 0 |
| 15-25 visits | 0 |
| 26-50 visits | 0 |
| 51-100 visits | 0 |
| 101+ visits | 0 |

Ecommerce Orders - Days to Conversion

| Days to Conversion | Conversions |
|--------------------|-------------|
| 0 days | 4 |
| 1 day | 0 |
| 2 days | 0 |
| 3 days | 0 |
| 4 days | 0 |
| 5 days | 0 |
| 6 days | 0 |
| 7 days | 0 |
| 8-14 days | 0 |
| 15-30 days | 0 |
| 31-60 days | 0 |
| 61-120 days | 0 |
| 121-364 days | 0 |
| 365+ days | 0 |

Abandoned Carts

| Name | Value |
|-----------------------|------------|
| Abandoned Carts | 3 |
| Revenue left in cart | \$7,530.33 |
| Products left in cart | 12 |
| Average Order Value | \$2,510.11 |
| Conversion Rate | 60% |

Abandoned Carts - Visits to Conversion

Visits to Conversion

Conversions

| | |
|---------------|---|
| 1 visit | 1 |
| 2 visits | 2 |
| 3 visits | 0 |
| 4 visits | 0 |
| 5 visits | 0 |
| 6 visits | 0 |
| 7 visits | 0 |
| 8 visits | 0 |
| 9-14 visits | 0 |
| 15-25 visits | 0 |
| 26-50 visits | 0 |
| 51-100 visits | 0 |
| 101+ visits | 0 |

Abandoned Carts - Days to Conversion

Days to Conversion

Conversions

| | |
|--------------|---|
| 0 days | 3 |
| 1 day | 0 |
| 2 days | 0 |
| 3 days | 0 |
| 4 days | 0 |
| 5 days | 0 |
| 6 days | 0 |
| 7 days | 0 |
| 8-14 days | 0 |
| 15-30 days | 0 |
| 31-60 days | 0 |
| 61-120 days | 0 |
| 121-364 days | 0 |
| 365+ days | 0 |

Product Name

| Product Name | Product Revenue | Quantity | Unique Purchases | Visits | Average Price | Average Quantity | Product Conversion Rate |
|----------------------------|-----------------|----------|------------------|--------|---------------|------------------|-------------------------|
| Canon SLR | \$1,500 | 1 | 1 | 0 | \$1,500 | 1 | 0% |
| PRODUCT name | \$1,011.22 | 3 | 2 | 2 | \$255.61 | 2 | 100% |
| PRODUCT name BIS | \$600 | 6 | 1 | 0 | \$100 | 6 | 0% |
| TRIPOD - bought day after | \$200 | 2 | 1 | 0 | \$100 | 2 | 0% |
| PRODUCT TWO LEFT in cart | \$0 | 0 | 0 | 3 | \$0 | 0 | 0% |
| PRODUCT THREE LEFT in cart | \$0 | 0 | 0 | 3 | \$1,332 | 0 | 0% |

Product SKU

| Product SKU | Product Revenue | Quantity | Unique Purchases | Visits | Average Price | Average Quantity | Product Conversion Rate |
|---------------------------|-----------------|----------|------------------|--------|---------------|------------------|-------------------------|
| SKU2 | \$1,500 | 1 | 1 | 1 | \$1,500 | 1 | 100% |
| SKU VERY nice indeed | \$1,011.22 | 3 | 2 | 4 | \$255.61 | 2 | 50% |
| ANOTHER SKU HERE | \$600 | 6 | 1 | 0 | \$100 | 6 | 0% |
| TRIPOD SKU | \$200 | 2 | 1 | 0 | \$100 | 2 | 0% |
| SKU IN ABANDONED CART TWO | \$0 | 0 | 0 | 3 | \$0 | 0 | 0% |

Product Category

| Product Category | Product Revenue | Quantity | Unique Purchases | Visits | Average Price | Average Quantity | Product Conversion Rate |
|------------------------------|-----------------|----------|------------------|--------|---------------|------------------|-------------------------|
| Electronics & Cameras | \$2,500 | 3 | 2 | 3 | \$1,000 | 2 | 67% |
| Multiple Category 1 | \$1,000 | 2 | 1 | 1 | \$500 | 2 | 100% |
| Multiple Category 2 | \$1,000 | 2 | 1 | 1 | \$500 | 2 | 100% |
| Multiple Category 4 | \$1,000 | 2 | 1 | 1 | \$500 | 2 | 100% |
| Multiple Category 5 | \$1,000 | 2 | 1 | 1 | \$500 | 2 | 100% |
| Product Category not defined | \$611.22 | 7 | 2 | 4 | \$55.61 | 4 | 50% |
| Tools | \$200 | 2 | 1 | 0 | \$100 | 2 | 0% |
| Category TWO LEFT in cart | \$0 | 0 | 0 | 3 | \$0 | 0 | 0% |
| second category | \$0 | 0 | 0 | 3 | \$0 | 0 | 0% |

Goals

| Name | Value |
|-------------------------|-------------|
| Conversions | 5 |
| Visits with Conversions | 4 |
| Revenue | \$13,361.11 |
| Conversion Rate | 80% |

Visits to Conversion

| Visits to Conversion | Conversions | Revenue |
|----------------------|-------------|---------|
| 1 visit | 1 | \$0 |
| 2 visits | 0 | \$0 |
| 3 visits | 0 | \$0 |
| 4 visits | 0 | \$0 |
| 5 visits | 0 | \$0 |
| 6 visits | 0 | \$0 |
| 7 visits | 0 | \$0 |
| 8 visits | 0 | \$0 |
| 9-14 visits | 0 | \$0 |
| 15-25 visits | 0 | \$0 |
| 26-50 visits | 0 | \$0 |
| 51-100 visits | 0 | \$0 |
| 101+ visits | 0 | \$0 |

Days to Conversion

| Days to Conversion | Conversions | Revenue |
|--------------------|-------------|---------|
| 0 days | 1 | \$0 |
| 1 day | 0 | \$0 |
| 2 days | 0 | \$0 |
| 3 days | 0 | \$0 |
| 4 days | 0 | \$0 |
| 5 days | 0 | \$0 |
| 6 days | 0 | \$0 |
| 7 days | 0 | \$0 |
| 8-14 days | 0 | \$0 |
| 15-30 days | 0 | \$0 |
| 31-60 days | 0 | \$0 |
| 61-120 days | 0 | \$0 |
| 121-364 days | 0 | \$0 |
| 365+ days | 0 | \$0 |



Goals Overview

| Name | Value |
|-------------------------|-------------|
| Conversions | 4 |
| Visits with Conversions | 2 |
| Revenue | \$13,351.11 |
| Conversion Rate | 40% |

Goals Overview - Visits to Conversion

Visits to Conversion

Conversions

| | |
|---------------|---|
| 1 visit | 1 |
| 2 visits | 0 |
| 3 visits | 0 |
| 4 visits | 0 |
| 5 visits | 0 |
| 6 visits | 0 |
| 7 visits | 0 |
| 8 visits | 0 |
| 9-14 visits | 0 |
| 15-25 visits | 0 |
| 26-50 visits | 0 |
| 51-100 visits | 0 |
| 101+ visits | 0 |

Goals Overview - Days to Conversion

Days to Conversion

Conversions

| | |
|--------------|---|
| 0 days | 1 |
| 1 day | 0 |
| 2 days | 0 |
| 3 days | 0 |
| 4 days | 0 |
| 5 days | 0 |
| 6 days | 0 |
| 7 days | 0 |
| 8-14 days | 0 |
| 15-30 days | 0 |
| 31-60 days | 0 |
| 61-120 days | 0 |
| 121-364 days | 0 |
| 365+ days | 0 |

Goal title match, triggered ONCE

| Name | Value |
|-------------------------|-------|
| Conversions | 1 |
| Visits with Conversions | 1 |
| Revenue | \$10 |
| Conversion Rate | 20% |

title match, triggered ONCE - Visits to Conversion

Visits to Conversion

Conversions

| | |
|---------------|---|
| 1 visit | 1 |
| 2 visits | 0 |
| 3 visits | 0 |
| 4 visits | 0 |
| 5 visits | 0 |
| 6 visits | 0 |
| 7 visits | 0 |
| 8 visits | 0 |
| 9-14 visits | 0 |
| 15-25 visits | 0 |
| 26-50 visits | 0 |
| 51-100 visits | 0 |
| 101+ visits | 0 |

title match, triggered ONCE - Days to Conversion

Days to Conversion

Conversions

| | |
|--------------|---|
| 0 days | 1 |
| 1 day | 0 |
| 2 days | 0 |
| 3 days | 0 |
| 4 days | 0 |
| 5 days | 0 |
| 6 days | 0 |
| 7 days | 0 |
| 8-14 days | 0 |
| 15-30 days | 0 |
| 31-60 days | 0 |
| 61-120 days | 0 |
| 121-364 days | 0 |
| 365+ days | 0 |

Data tables

There is no data for this report.

Temperatures evolution over time

There is no data for this report.

Pie graph

There is no data for this report.

Advanced tag cloud: with logos and links

There is no data for this report.