

PIWIK

Website Site 1

Date range: 2010, January

Mail Test report

All Websites dashboard

Website	Visits	Actions	Pageviews	Revenue	Conversions	Ecommerce Orders	Product Revenue
Site 1	10	43	43	\$ 0	0	0	\$ 0
Site 2	1	3	3	\$ 0	0	0	\$ 0

Visits Summary

Name	Value
Unique visitors	2
Users	0
Visits	10
Actions	43
Maximum actions in one visit	5
Bounce Rate	10%
Actions per Visit	4.3
Avg. Visit Duration (in seconds)	00:12:37

Visits by Server Time

Server time	Visits	Actions	Actions per Visit	Avg. Time on Website	Bounce Rate	Revenue
0h	1	2	2	00:06:01	0%	\$ 0
1h	0	0	0	00:00:00	0%	\$ 0
2h	0	0	0	00:00:00	0%	\$ 0
3h	0	0	0	00:00:00	0%	\$ 0
4h	0	0	0	00:00:00	0%	\$ 0
5h	0	0	0	00:00:00	0%	\$ 0
6h	0	0	0	00:00:00	0%	\$ 0
7h	0	0	0	00:00:00	0%	\$ 0
8h	0	0	0	00:00:00	0%	\$ 0
9h	0	0	0	00:00:00	0%	\$ 0
10h	0	0	0	00:00:00	0%	\$ 0
11h	8	40	5	00:15:01	0%	\$ 0
12h	1	1	1	00:00:00	100%	\$ 0
13h	0	0	0	00:00:00	0%	\$ 0
14h	0	0	0	00:00:00	0%	\$ 0
15h	0	0	0	00:00:00	0%	\$ 0
16h	0	0	0	00:00:00	0%	\$ 0
17h	0	0	0	00:00:00	0%	\$ 0
18h	0	0	0	00:00:00	0%	\$ 0
19h	0	0	0	00:00:00	0%	\$ 0
20h	0	0	0	00:00:00	0%	\$ 0
21h	0	0	0	00:00:00	0%	\$ 0
22h	0	0	0	00:00:00	0%	\$ 0
23h	0	0	0	00:00:00	0%	\$ 0

Visits by Local Time

Local time	Visits	Actions	Actions per Visit	Avg. Time on Website	Bounce Rate	Conversion Rate
0h	0	0	0	00:00:00	0%	0%
1h	0	0	0	00:00:00	0%	0%
2h	0	0	0	00:00:00	0%	0%
3h	0	0	0	00:00:00	0%	0%
4h	0	0	0	00:00:00	0%	0%
5h	0	0	0	00:00:00	0%	0%
6h	0	0	0	00:00:00	0%	0%
7h	0	0	0	00:00:00	0%	0%
8h	0	0	0	00:00:00	0%	0%
9h	0	0	0	00:00:00	0%	0%
10h	0	0	0	00:00:00	0%	0%
11h	0	0	0	00:00:00	0%	0%
12h	10	43	4.3	00:12:37	10%	0%
13h	0	0	0	00:00:00	0%	0%
14h	0	0	0	00:00:00	0%	0%
15h	0	0	0	00:00:00	0%	0%
16h	0	0	0	00:00:00	0%	0%
17h	0	0	0	00:00:00	0%	0%
18h	0	0	0	00:00:00	0%	0%
19h	0	0	0	00:00:00	0%	0%
20h	0	0	0	00:00:00	0%	0%
21h	0	0	0	00:00:00	0%	0%
22h	0	0	0	00:00:00	0%	0%
23h	0	0	0	00:00:00	0%	0%



Visits by Day of Week

Day of the week	Visits	Actions	Actions per Visit	Avg. Time on Website	Bounce Rate	Conversion Rate
Monday	2	7	3.5	00:10:31	0%	0%
Tuesday	2	10	5	00:15:01	0%	0%
Wednesday	1	5	5	00:15:01	0%	0%
Thursday	1	5	5	00:15:01	0%	0%
Friday	1	5	5	00:15:01	0%	0%
Saturday	1	5	5	00:15:01	0%	0%
Sunday	2	6	3	00:07:31	50%	0%



Screen Resolution

Resolution	Visits	Actions	Actions per Visit	Avg. Time on Website	Bounce Rate	Conversion Rate
800x300	9	41	4.56	00:13:21	11.11%	0%
1024x768	1	2	2	00:06:01	0%	0%

Visitor Browser

Browser	Visits	Actions	Actions per Visit	Avg. Time on Website	Bounce Rate	Conversion Rate
Unknown	8	40	5	00:15:01	0%	0%
 Firefox	1	2	2	00:06:01	0%	0%
 Opera	1	1	1	00:00:00	100%	0%

Browser Version

Browser version	Visits	Actions	Actions per Visit	Avg. Time on Website	Bounce Rate	Conversion Rate
Unknown	8	40	5	00:15:01	0%	0%
 Firefox 3.6	1	2	2	00:06:01	0%	0%
 Opera 9.63	1	1	1	00:00:00	100%	0%

Browser Family

Browser family	Visits	Actions	Actions per Visit	Avg. Time on Website	Bounce Rate	Conversion Rate
Unknown	8	40	5	00:15:01	0%	0%
Gecko (Firefox)	1	2	2	00:06:01	0%	0%
Presto (Opera)	1	1	1	00:00:00	100%	0%



Browser Plugins

Plugin	Visits	% Visits
 Cookie	10	100%
 Flash	10	100%
 Java	10	100%
 Director	0	0%
 Gears	0	0%


Pdf	0	0%
 Quicktime	0	0%
 Realplayer	0	0%
 Silverlight	0	0%
 Windowsmedia	0	0%



Normal / Widescreen

Type of screen	Visits	Actions	Actions per Visit	Avg. Time on Website	Bounce Rate	Conversion Rate
 Dual	9	41	4.56	00:13:21	11.11%	0%
 Normal	1	2	2	00:06:01	0%	0%


Operating System

Operating system	Visits	Actions	Actions per Visit	Avg. Time on Website	Bounce Rate	Conversion Rate
Unknown	8	40	5	00:15:01	0%	0%
 Windows XP	2	3	1.5	00:03:01	50%	0%



Visitor Configuration

Configuration	Visits	Actions	Actions per Visit	Avg. Time on Website	Bounce Rate	Conversion Rate
Unknown / Unknown / 800x300	8	40	5	00:15:01	0%	0%
Windows XP / Firefox / 1024x768	1	2	2	00:06:01	0%	0%
Windows XP / Opera / 800x300	1	1	1	00:00:00	100%	0%

Operating system family

Operating system family	Visits	Actions	Actions per Visit	Avg. Time on Website	Bounce Rate	Conversion Rate
Unknown	8	40	5	00:15:01	0%	0%
 Windows	2	3	1.5	00:03:01	50%	0%

Mobile vs Desktop

Mobile vs Desktop	Visits	Actions	Actions per Visit	Avg. Time on Website	Bounce Rate	Conversion Rate
Unknown	8	40	5	00:15:01	0%	0%
 Desktop	2	3	1.5	00:03:01	50%	0%
 Mobile	0	0	0	00:00:00	0%	0%

Browser language

Language	Visits	Actions	Actions per Visit	Avg. Time on Website	Bounce Rate	Conversion Rate
Unknown	8	40	5	00:15:01	0%	0%
French	2	3	1.5	00:03:01	50%	0%

Language code

Language	Visits	Actions	Actions per Visit	Avg. Time on Website	Bounce Rate	Conversion Rate
Unknown (xx)	8	40	5	00:15:01	0%	0%
French (fr)	2	3	1.5	00:03:01	50%	0%

Actions - Main metrics

Name	Value
Pageviews	43
Unique Pageviews	27
Downloads	0
Unique Downloads	0
Outlinks	0
Unique Outlinks	0
Searches	0
Unique Keywords	0
Avg. generation time	0.3s

Page URLs

Page URL	Pageviews	Unique Pageviews	Bounce Rate	Avg. time on page	Exit rate	Avg. generation time
/index.htm	9	9	0%	00:05:20	0%	0.3s
Page URL not defined	17	9	0%	00:00:00	0%	0.22s
/thankyou	16	8	0%	00:06:00	100%	0.31s
/products	1	1	100%	00:00:00	100%	0.15s

Entry pages

Entry Page URL	Entrances	Bounces	Bounce Rate
/index.htm	8	0	0%
/products	1	1	100%

Exit pages

Exit Page URL	Exits	Unique Pageviews	Exit rate
/thankyou	8	8	100%
/products	1	1	100%

Page titles

Page Name	Pageviews	Unique Pageviews	Bounce Rate	Avg. time on page	Exit rate	Avg. generation time
second visitor	16	16	0%	00:07:30	0%	0.25s
Checkout	8	8	0%	00:00:00	100%	0.45s
first page view	2	2	100%	00:00:00	50%	0.14s
Page Name not defined	1	1	0%	00:00:00	0%	0.22s

Entry page titles

Entry Page title	Entrances	Bounces	Bounce Rate
second visitor	8	0	0%
first page view	1	1	100%

Exit page titles

Exit Page Title	Exits	Unique Pageviews	Exit rate
Checkout	8	8	100%
first page view	1	2	50%

Outlinks

There is no data for this report.

Downloads

There is no data for this report.

Content Name

There is no data for this report.

Content Piece

There is no data for this report.

Event Categories

There is no data for this report.

Event Actions

There is no data for this report.

Event Names

There is no data for this report.

Referrer Type

Referrer Type	Visits	Actions	Actions per Visit	Avg. Time on Website	Bounce Rate	Revenue
Websites	9	42	4.67	00:14:01	0%	\$ 0
Direct Entry	1	1	1	00:00:00	100%	\$ 0

All Referrers

Referrer	Visits	Actions	Actions per Visit	Avg. Time on Website	Bounce Rate	Conversion Rate
referrer.com	9	42	4.67	00:14:01	0%	0%

Keywords

There is no data for this report.

Websites

Website	Visits	Actions	Actions per Visit	Avg. Time on Website	Bounce Rate	Revenue
referrer.com	9	42	4.67	00:14:01	0%	\$ 0

Search Engines

There is no data for this report.

Campaigns

There is no data for this report.

Social Networks

There is no data for this report.

Goals

Name	Value
Conversions	0
Visits with Conversions	0
Conversion Rate	0%
Revenue	\$ 0



Visits to Conversion

There is no data for this report.

Days to Conversion

There is no data for this report.


Country

Country	Visits	Actions	Actions per Visit	Avg. Time on Website	Bounce Rate	Revenue
 Unknown	8	40	5	00:15:01	0%	\$ 0
 France	2	3	1.5	00:03:01	50%	\$ 0

Continent

Continent	Visits	Actions	Actions per Visit	Avg. Time on Website	Bounce Rate	Revenue
Unknown	8	40	5	00:15:01	0%	\$ 0
Europe	2	3	1.5	00:03:01	50%	\$ 0

Region

Region	Visits	Actions	Actions per Visit	Avg. Time on Website	Bounce Rate	Revenue
 Unknown	10	43	4.3	00:12:37	10%	\$ 0

City

City	Visits	Actions	Actions per Visit	Avg. Time on Website	Bounce Rate	Revenue
? Unknown	10	43	4.3	00:12:37	10%	\$ 0

Custom Variables

There is no data for this report.

Length of Visits

Visit duration	Visits
0-10s	1
11-30s	0
31-60s	0
1-2 min	0
2-4 min	0
4-7 min	1
7-10 min	0
10-15 min	0
15-30 min	8
30+ min	0

Pages per Visit

Pages per visit	Visits
1 page	1
2 pages	1
3 pages	0
4 pages	0
5 pages	8
6-7 pages	0
8-10 pages	0
11-14 pages	0
15-20 pages	0
21+ pages	0

Visits by Visit Number

Visits by Visit Number	Visits	% Visits
1 visit	2	20%
2 visits	8	80%
3 visits	0	0%
4 visits	0	0%
5 visits	0	0%
6 visits	0	0%
7 visits	0	0%
8 visits	0	0%
9-14 visits	0	0%
15-25 visits	0	0%
26-50 visits	0	0%
51-100 visits	0	0%

101-200 visits	0	0%
201+ visits	0	0%

Visits by days since last visit

Visits by days since last visit	Visits
New visits	2
0 days	0
1 day	0
2 days	1
3 days	1
4 days	1
5 days	1
6 days	1
7 days	1
8-14 days	2
15-30 days	0
31-60 days	0
61-120 days	0
121-364 days	0
365+ days	0


Returning Visits

Name	Value
Unique returning visitors	1
Returning Visits	8
Actions by Returning Visits	40
Bounce Rate for Returning Visits	0%
Avg. Actions per Returning Visit	5
Avg. Duration of a Returning Visit (in sec)	00:15:01

Provider

Provider	Visits	Actions	Actions per Visit	Avg. Time on Website	Bounce Rate	Conversion Rate
Unknown	10	43	4.3	00:12:37	10%	0%

Device type

Device type	Visits	Actions	Actions per Visit	Avg. Time on Website	Bounce Rate	Conversion Rate
Unknown	8	40	5	00:15:01	0%	0%
 Desktop	2	3	1.5	00:03:01	50%	0%


Device brand

Device brand	Visits	Actions	Actions per Visit	Avg. Time on Website	Bounce Rate	Conversion Rate
Unknown	10	43	4.3	00:12:37	10%	0%


Device model

Device model	Visits	Actions	Actions per Visit	Avg. Time on Website	Bounce Rate	Conversion Rate
Unknown	10	43	4.3	00:12:37	10%	0%



Operating System families

Operating System families	Visits	Actions	Actions per Visit	Avg. Time on Website	Bounce Rate	Conversion Rate
Unknown	8	40	5	00:15:01	0%	0%
 Windows	2	3	1.5	00:03:01	50%	0%



Operating System versions

Operating System versions	Visits	Actions	Actions per Visit	Avg. Time on Website	Bounce Rate	Conversion Rate
Unknown	8	40	5	00:15:01	0%	0%
 Windows XP	2	3	1.5	00:03:01	50%	0%

Browser families

Browser families	Visits	Actions	Actions per Visit	Avg. Time on Website	Bounce Rate	Conversion Rate
Unknown	8	40	5	00:15:01	0%	0%
 Firefox	1	2	2	00:06:01	0%	0%
 Opera	1	1	1	00:00:00	100%	0%

Browser versions

Browser versions	Visits	Actions	Actions per Visit	Avg. Time on Website	Bounce Rate	Conversion Rate
Unknown	8	40	5	00:15:01	0%	0%
 Firefox 3.6	1	2	2	00:06:01	0%	0%
 Opera 9.63	1	1	1	00:00:00	100%	0%