

PIWIK

Site 1

Date range: January 2010

Mail Test report

All Websites dashboard

Website	Visits	Actions	Pageviews	Revenue	Conversions	Ecommerce Orders	Product Revenue
Site 1	11	43	43	\$ 0	0	0	\$ 0
Site 2	1	3	3	\$ 0	0	0	\$ 0

Visits Summary

Name	Value
Unique visitors	2
Visits	11
Actions	43
Maximum actions in one visit	5
Actions per Visit	4
Avg. Visit Duration (in seconds)	00:10:55
Bounce Rate	27%



Users

There is no data for this report.

Custom Variables

There is no data for this report.

Device type

Device type	Visits	Actions	Actions per Visit	Avg. Time on Website	Bounce Rate	Revenue
 Unknown	8	40	5	00:15:01	0%	\$ 0
 Desktop	3	3	1	00:00:00	100%	\$ 0

Device model

Device model	Visits	Actions	Actions per Visit	Avg. Time on Website	Bounce Rate	Revenue
Unknown	11	43	4	00:10:55	27%	\$ 0


Device brand

Device brand	Visits	Actions	Actions per Visit	Avg. Time on Website	Bounce Rate	Revenue
Unknown	11	43	4	00:10:55	27%	\$ 0



Screen Resolution

Resolution	Visits	Actions	Actions per Visit	Avg. Time on Website	Bounce Rate	Conversion Rate
800x300	9	41	5	00:13:21	11%	0%
1024x768	2	2	1	00:00:00	100%	0%



Operating System versions

Operating system version	Visits	Actions	Actions per Visit	Avg. Time on Website	Bounce Rate	Conversion Rate
Unknown	8	40	5	00:15:01	0%	0%
 Windows XP	3	3	1	00:00:00	100%	0%

Browsers

Browser	Visits	Actions	Actions per Visit	Avg. Time on Website	Bounce Rate	Conversion Rate
Unknown	8	40	5	00:15:01	0%	0%
 Firefox	2	2	1	00:00:00	100%	0%
 Opera	1	1	1	00:00:00	100%	0%


Browser version

Browser version	Visits	Actions	Actions per Visit	Avg. Time on Website	Bounce Rate	Conversion Rate
Unknown	8	40	5	00:15:01	0%	0%
 Firefox 3.6	2	2	1	00:00:00	100%	0%
 Opera 9.63	1	1	1	00:00:00	100%	0%

Configurations

Configuration	Visits	Actions	Actions per Visit	Avg. Time on Website	Bounce Rate	Conversion Rate
Unknown / Unknown / 800x300	8	40	5	00:15:01	0%	0%
Windows / Firefox / 1024x768	2	2	1	00:00:00	100%	0%
Windows / Opera / 800x300	1	1	1	00:00:00	100%	0%










Operating System families

Operating system family	Visits	Actions	Actions per Visit	Avg. Time on Website	Bounce Rate	Conversion Rate
Unknown	8	40	5	00:15:01	0%	0%
 Windows	3	3	1	00:00:00	100%	0%


Browser engines

Browser engine	Visits	Actions	Actions per Visit	Avg. Time on Website	Bounce Rate	Conversion Rate
Unknown	8	40	5	00:15:01	0%	0%
Gecko (Firefox)	2	2	1	00:00:00	100%	0%
Presto (Opera)	1	1	1	00:00:00	100%	0%

Browser Plugins

Plugin	Visits	% Visits
 Cookie	11	100%
 Flash	11	100%
 Java	11	100%
 Director	0	0%
 Gears	0	0%
 Pdf	0	0%
 Quicktime	0	0%
 Realplayer	0	0%
 Silverlight	0	0%
 Windowsmedia	0	0%

Country

Country	Visits	Actions	Actions per Visit	Avg. Time on Website	Bounce Rate	Revenue
? Unknown	8	40	5	00:15:01	0%	\$ 0
 France	3	3	1	00:00:00	100%	\$ 0

Continent

Continent	Visits	Actions	Actions per Visit	Avg. Time on Website	Bounce Rate	Revenue
Unknown	8	40	5	00:15:01	0%	\$ 0
Europe	3	3	1	00:00:00	100%	\$ 0

Region

Region	Visits	Actions	Actions per Visit	Avg. Time on Website	Bounce Rate	Revenue
? Unknown	11	43	4	00:10:55	27%	\$ 0

Browser language

Language	Visits	Actions	Actions per Visit	Avg. Time on Website	Bounce Rate	Conversion Rate
Unknown	8	40	5	00:15:01	0%	0%
French	3	3	1	00:00:00	100%	0%

City

City	Visits	Actions	Actions per Visit	Avg. Time on Website	Bounce Rate	Revenue
? Unknown	11	43	4	00:10:55	27%	\$ 0

Language code

Language	Visits	Actions	Actions per Visit	Avg. Time on Website	Bounce Rate	Conversion Rate
Unknown (xx)	8	40	5	00:15:01	0%	0%
French (fr)	3	3	1	00:00:00	100%	0%

Length of Visits

Visit duration	Visits
0-10s	3
11-30s	0
31-60s	0
1-2 min	0
2-4 min	0
4-7 min	0
7-10 min	0
10-15 min	0
15-30 min	8
30+ min	0

Pages per Visit

Pages per visit	Visits
1 page	3
2 pages	0
3 pages	0
4 pages	0
5 pages	8
6-7 pages	0
8-10 pages	0
11-14 pages	0
15-20 pages	0
21+ pages	0

Visits by Visit Number

Visits by Visit Number	Visits	% Visits
1 visit	3	27%
2 visits	8	73%
3 visits	0	0%
4 visits	0	0%
5 visits	0	0%
6 visits	0	0%
7 visits	0	0%
8 visits	0	0%
9-14 visits	0	0%
15-25 visits	0	0%
26-50 visits	0	0%
51-100 visits	0	0%

101-200 visits	0	0%
201+ visits	0	0%

Visits by days since last visit

Visits by days since last visit

Visits

Visits by days since last visit	Visits
New visits	2
0 days	1
1 day	0
2 days	1
3 days	1
4 days	1
5 days	1
6 days	1
7 days	1
8-14 days	2
15-30 days	0
31-60 days	0
61-120 days	0
121-364 days	0
365+ days	0

Returning Visits

Name	Value
Unique returning visitors	2
Returning Users	0
Returning Visits	9
Actions by Returning Visits	41
Maximum actions in one returning visit	5
Bounce Rate for Returning Visits	11%
Avg. Actions per Returning Visit	5
Avg. Duration of a Returning Visit (in sec)	00:13:21

Visits per local time

Local time - hour (Start of visit)	Visits	Actions	Actions per Visit	Avg. Time on Website	Bounce Rate	Conversion Rate
00	0	0	0	00:00:00	0%	0%
01	0	0	0	00:00:00	0%	0%
02	0	0	0	00:00:00	0%	0%
03	0	0	0	00:00:00	0%	0%
04	0	0	0	00:00:00	0%	0%
05	0	0	0	00:00:00	0%	0%
06	0	0	0	00:00:00	0%	0%
07	0	0	0	00:00:00	0%	0%
08	0	0	0	00:00:00	0%	0%
09	0	0	0	00:00:00	0%	0%
10	0	0	0	00:00:00	0%	0%
11	0	0	0	00:00:00	0%	0%
12	11	43	4	00:10:55	27%	0%
13	0	0	0	00:00:00	0%	0%
14	0	0	0	00:00:00	0%	0%
15	0	0	0	00:00:00	0%	0%
16	0	0	0	00:00:00	0%	0%
17	0	0	0	00:00:00	0%	0%
18	0	0	0	00:00:00	0%	0%
19	0	0	0	00:00:00	0%	0%
20	0	0	0	00:00:00	0%	0%
21	0	0	0	00:00:00	0%	0%
22	0	0	0	00:00:00	0%	0%
23	0	0	0	00:00:00	0%	0%

Visits per server time

Server time - hour (End of visit)	Visits	Actions	Actions per Visit	Avg. Time on Website	Bounce Rate	Revenue
00	1	1	1	00:00:00	100%	\$ 0
01	0	0	0	00:00:00	0%	\$ 0
02	0	0	0	00:00:00	0%	\$ 0
03	0	0	0	00:00:00	0%	\$ 0
04	0	0	0	00:00:00	0%	\$ 0
05	0	0	0	00:00:00	0%	\$ 0
06	0	0	0	00:00:00	0%	\$ 0
07	0	0	0	00:00:00	0%	\$ 0
08	0	0	0	00:00:00	0%	\$ 0
09	0	0	0	00:00:00	0%	\$ 0
10	0	0	0	00:00:00	0%	\$ 0
11	8	40	5	00:15:01	0%	\$ 0
12	1	1	1	00:00:00	100%	\$ 0
13	0	0	0	00:00:00	0%	\$ 0
14	0	0	0	00:00:00	0%	\$ 0
15	0	0	0	00:00:00	0%	\$ 0
16	0	0	0	00:00:00	0%	\$ 0
17	0	0	0	00:00:00	0%	\$ 0
18	0	0	0	00:00:00	0%	\$ 0
19	0	0	0	00:00:00	0%	\$ 0
20	0	0	0	00:00:00	0%	\$ 0
21	0	0	0	00:00:00	0%	\$ 0
22	0	0	0	00:00:00	0%	\$ 0
23	1	1	1	00:00:00	100%	\$ 0

Visits by Day of Week

Day of the week	Visits	Actions	Actions per Visit	Avg. Time on Website	Bounce Rate	Conversion Rate
Monday	2	6	3	00:07:31	50%	0%
Tuesday	2	10	5	00:15:01	0%	0%
Wednesday	1	5	5	00:15:01	0%	0%
Thursday	1	5	5	00:15:01	0%	0%
Friday	1	5	5	00:15:01	0%	0%
Saturday	1	5	5	00:15:01	0%	0%
Sunday	3	7	2	00:05:00	67%	0%

Actions - Main metrics

Name	Value
Pageviews	43
Unique Pageviews	27
Downloads	0
Unique Downloads	0
Outlinks	0
Unique Outlinks	0
Searches	0
Unique Keywords	0
Avg. generation time	0.3s

Bandwidth - Main metrics

Name	Value
Bytes transferred overall	0
Bytes transferred pageviews	0
Bytes transferred downloads	0

Page URLs

Page URL	Pageviews	Unique Pageviews	Avg. time on page	Bounce Rate	Exit rate	Avg. generation time
index.htm	9	9	00:05:20	11%	11%	0.3s
Page URL not defined	17	9	00:00:00	0%	0%	0.22s
thankyou	16	8	00:04:30	0%	100%	0.31s
products	1	1	00:00:00	100%	100%	0.15s

Entry pages

Entry Page URL	Entrances	Bounces	Bounce Rate	Avg. generation time
index.htm	9	1	11%	0.3s
products	1	1	100%	0.15s

Entry page titles

Entry Page title	Entrances	Bounces	Bounce Rate	Avg. generation time
second visitor/two days later/a new visit	8	0	0%	0.32s
first page view	2	2	100%	0.14s

Exit pages

Exit Page URL	Exits	Unique Pageviews	Exit rate	Avg. generation time
index.htm	1	9	11%	0.3s
thankyou	8	8	100%	0.31s
products	1	1	100%	0.15s

Exit page titles

Exit Page Title	Exits	Unique Pageviews	Exit rate	Avg. generation time
Checkout/Purchasing...	8	8	100%	0.45s
first page view	2	2	100%	0.14s

Page titles

Page Title	Pageviews	Unique Pageviews	Avg. time on page	Bounce Rate	Exit rate	Avg. generation time
Checkout/Purchasing...	8	8	00:00:00	0%	100%	0.45s
second visitor/two days later/a new visit	8	8	00:06:00	0%	0%	0.32s
second visitor/two days later/second page view	8	8	00:09:00	0%	0%	0.17s
first page view	2	2	00:00:00	100%	100%	0.14s
Page Name not defined	1	1	00:00:00	0%	0%	0.22s

Site Search Keywords

There is no data for this report.

Pages Following a Site Search

There is no data for this report.

Search Keywords with No Results

There is no data for this report.

Page Titles Following a Site Search

There is no data for this report.

Search Categories

There is no data for this report.

Outlinks

There is no data for this report.

Downloads

There is no data for this report.

Event Categories

There is no data for this report.

Event Actions

There is no data for this report.

Event Names

There is no data for this report.

Content Name

There is no data for this report.

Content Piece

There is no data for this report.

Referrer Type

Referrer Type	Visits	Actions	Actions per Visit	Avg. Time on Website	Bounce Rate	Revenue
Websites	6	22	4	00:10:01	33%	\$ 0
Campaigns	4	20	5	00:15:01	0%	\$ 0
Direct Entry	1	1	1	00:00:00	100%	\$ 0

All Referrers

Referrer	Visits	Actions	Actions per Visit	Avg. Time on Website	Bounce Rate	Conversion Rate
referrer.com	6	22	4	00:10:01	33%	0%
goal-matching-url-parameter	4	20	5	00:15:01	0%	0%

Keywords

There is no data for this report.

Search Engines

There is no data for this report.

Websites

Website	Visits	Actions	Actions per Visit	Avg. Time on Website	Bounce Rate	Revenue
referrer.com/Other_Page.htm	2	10	5	00:15:01	0%	\$ 0
referrer.com/Other_Page.htm	2	10	5	00:15:01	0%	\$ 0
referrer.com/page.htm?param=valuewith some spaces	2	2	1	00:00:00	100%	\$ 0

Social Networks

There is no data for this report.

Campaigns

Campaign	Visits	Actions	Actions per Visit	Avg. Time on Website	Bounce Rate	Revenue
goal-matching-url-parameter - referrer.com	4	20	5	00:15:01	0%	\$ 0

Goals

Name	Value
Conversions	0
Visits with Conversions	0
Revenue	\$ 0
Conversion Rate	0%

Visits to Conversion

There is no data for this report.

Days to Conversion

There is no data for this report.

Data tables

There is no data for this report.

Temperatures evolution over time

There is no data for this report.

Pie graph

There is no data for this report.

Advanced tag cloud: with logos and links

There is no data for this report.