



Site 1

Date range: January 2010

Mail Test report

# All Websites dashboard

Website	Visits	Actions	Pageviews	Revenue	Conversions	Ecommerce Orders	Product Revenue
Site 1	11	43	43	\$ 0	0	0	\$ 0
Site 2	1	3	3	\$ 0	0	0	\$ 0

## Visits Summary

Name	Value
Unique visitors	2
Visits	11
Actions	43
Maximum actions in one visit	5
Actions per Visit	4
Avg. Visit Duration (in seconds)	00:10:55
Bounce Rate	27%

## Users

There is no data for this report.

## Custom Variables

There is no data for this report.

## Device type

Device type	Visits	Actions	Actions per Visit	Avg. Time on Website	Bounce Rate	Revenue
■ Unknown	8	40	5	00:15:01	0%	\$ 0
■ Desktop	3	3	1	00:00:00	100%	\$ 0

## Device model

Device model	Visits	Actions	Actions per Visit	Avg. Time on Website	Bounce Rate	Revenue
Unknown	11	43	4	00:10:55	27%	\$ 0



## Device brand

Device brand	Visits	Actions	Actions per Visit	Avg. Time on Website	Bounce Rate	Revenue
Unknown	11	43	4	00:10:55	27%	\$ 0



## Screen Resolution

Resolution	Visits	Actions	Actions per Visit	Avg. Time on Website	Bounce Rate	Conversion Rate
800x300	9	41	5	00:13:21	11%	0%
1024x768	2	2	1	00:00:00	100%	0%



## Operating System versions

Operating System versions	Visits	Actions	Actions per Visit	Avg. Time on Website	Bounce Rate	Conversion Rate
 Unknown	8	40	5	00:15:01	0%	0%
 Windows XP	3	3	1	00:00:00	100%	0%

## Browsers

Browser	Visits	Actions	Actions per Visit	Avg. Time on Website	Bounce Rate	Conversion Rate
Unknown	8	40	5	00:15:01	0%	0%
 Firefox	2	2	1	00:00:00	100%	0%
 Opera	1	1	1	00:00:00	100%	0%



## Browser version

Browser version	Visits	Actions	Actions per Visit	Avg. Time on Website	Bounce Rate	Conversion Rate
Unknown	8	40	5	00:15:01	0%	0%
 Firefox 3.6	2	2	1	00:00:00	100%	0%
 Opera 9.63	1	1	1	00:00:00	100%	0%

## Configurations

Configuration	Visits	Actions	Actions per Visit	Avg. Time on Website	Bounce Rate	Conversion Rate
Unknown / Unknown / 800x300	8	40	5	00:15:01	0%	0%
Windows / Firefox / 1024x768	2	2	1	00:00:00	100%	0%
Windows / Opera / 800x300	1	1	1	00:00:00	100%	0%











## Operating System families

Operating system family	Visits	Actions	Actions per Visit	Avg. Time on Website	Bounce Rate	Conversion Rate
 Unknown	8	40	5	00:15:01	0%	0%
 Windows	3	3	1	00:00:00	100%	0%


## Browser engines

Browser engine	Visits	Actions	Actions per Visit	Avg. Time on Website	Bounce Rate	Conversion Rate
Unknown	8	40	5	00:15:01	0%	0%
Gecko (Firefox)	2	2	1	00:00:00	100%	0%
Presto (Opera)	1	1	1	00:00:00	100%	0%

## Browser Plugins

Plugin	Visits	% Visits
 Cookie	11	100%
 Flash	11	100%
 Java	11	100%
 Director	0	0%
 Gears	0	0%
 Pdf	0	0%
 Quicktime	0	0%
 Realplayer	0	0%
 Silverlight	0	0%
 Windowsmedia	0	0%

## Country

Country	Visits	Actions	Actions per Visit	Avg. Time on Website	Bounce Rate	Revenue
? Unknown	8	40	5	00:15:01	0%	\$ 0
 France	3	3	1	00:00:00	100%	\$ 0

## Continent

Continent	Visits	Actions	Actions per Visit	Avg. Time on Website	Bounce Rate	Revenue
Unknown	8	40	5	00:15:01	0%	\$ 0
Europe	3	3	1	00:00:00	100%	\$ 0

## Region

Region	Visits	Actions	Actions per Visit	Avg. Time on Website	Bounce Rate	Revenue
? Unknown	11	43	4	00:10:55	27%	\$ 0

## Browser language

Language	Visits	Actions	Actions per Visit	Avg. Time on Website	Bounce Rate	Conversion Rate
Unknown	8	40	5	00:15:01	0%	0%
French	3	3	1	00:00:00	100%	0%

## City

City	Visits	Actions	Actions per Visit	Avg. Time on Website	Bounce Rate	Revenue
? Unknown	11	43	4	00:10:55	27%	\$ 0

## Language code

Language	Visits	Actions	Actions per Visit	Avg. Time on Website	Bounce Rate	Conversion Rate
Unknown (xx)	8	40	5	00:15:01	0%	0%
French (fr)	3	3	1	00:00:00	100%	0%



## Length of Visits

Visit duration	Visits
0-10s	3
11-30s	0
31-60s	0
1-2 min	0
2-4 min	0
4-7 min	0
7-10 min	0
10-15 min	0
15-30 min	8
30+ min	0

## Pages per Visit

Pages per visit	Visits
1 page	3
2 pages	0
3 pages	0
4 pages	0
5 pages	8
6-7 pages	0
8-10 pages	0
11-14 pages	0
15-20 pages	0
21+ pages	0

## Visits by Visit Number

Visits by Visit Number	Visits	% Visits
1 visit	3	27%
2 visits	8	73%
3 visits	0	0%
4 visits	0	0%
5 visits	0	0%
6 visits	0	0%
7 visits	0	0%
8 visits	0	0%
9-14 visits	0	0%
15-25 visits	0	0%
26-50 visits	0	0%
51-100 visits	0	0%

101-200 visits	0	0%
201+ visits	0	0%

# Visits by days since last visit

Visits by days since last visit

Visits

Visits by days since last visit	Visits
New visits	2
0 days	1
1 day	0
2 days	1
3 days	1
4 days	1
5 days	1
6 days	1
7 days	1
8-14 days	2
15-30 days	0
31-60 days	0
61-120 days	0
121-364 days	0
365+ days	0

# Returning Visits

Name	Value
Unique returning visitors	2
Returning Users	0
Returning Visits	9
Actions by Returning Visits	41
Maximum actions in one returning visit	5
Bounce Rate for Returning Visits	11%
Avg. Actions per Returning Visit	5
Avg. Duration of a Returning Visit (in sec)	00:13:21

# Visits per local time

Local time	Visits	Actions	Actions per Visit	Avg. Time on Website	Bounce Rate	Conversion Rate
0h	0	0	0	00:00:00	0%	0%
1h	0	0	0	00:00:00	0%	0%
2h	0	0	0	00:00:00	0%	0%
3h	0	0	0	00:00:00	0%	0%
4h	0	0	0	00:00:00	0%	0%
5h	0	0	0	00:00:00	0%	0%
6h	0	0	0	00:00:00	0%	0%
7h	0	0	0	00:00:00	0%	0%
8h	0	0	0	00:00:00	0%	0%
9h	0	0	0	00:00:00	0%	0%
10h	0	0	0	00:00:00	0%	0%
11h	0	0	0	00:00:00	0%	0%
12h	11	43	4	00:10:55	27%	0%
13h	0	0	0	00:00:00	0%	0%
14h	0	0	0	00:00:00	0%	0%
15h	0	0	0	00:00:00	0%	0%
16h	0	0	0	00:00:00	0%	0%
17h	0	0	0	00:00:00	0%	0%
18h	0	0	0	00:00:00	0%	0%
19h	0	0	0	00:00:00	0%	0%
20h	0	0	0	00:00:00	0%	0%
21h	0	0	0	00:00:00	0%	0%
22h	0	0	0	00:00:00	0%	0%
23h	0	0	0	00:00:00	0%	0%

# Visits per server time

Server time	Visits	Actions	Actions per Visit	Avg. Time on Website	Bounce Rate	Revenue
0h	1	1	1	00:00:00	100%	\$ 0
1h	0	0	0	00:00:00	0%	\$ 0
2h	0	0	0	00:00:00	0%	\$ 0
3h	0	0	0	00:00:00	0%	\$ 0
4h	0	0	0	00:00:00	0%	\$ 0
5h	0	0	0	00:00:00	0%	\$ 0
6h	0	0	0	00:00:00	0%	\$ 0
7h	0	0	0	00:00:00	0%	\$ 0
8h	0	0	0	00:00:00	0%	\$ 0
9h	0	0	0	00:00:00	0%	\$ 0
10h	0	0	0	00:00:00	0%	\$ 0
11h	8	40	5	00:15:01	0%	\$ 0
12h	1	1	1	00:00:00	100%	\$ 0
13h	0	0	0	00:00:00	0%	\$ 0
14h	0	0	0	00:00:00	0%	\$ 0
15h	0	0	0	00:00:00	0%	\$ 0
16h	0	0	0	00:00:00	0%	\$ 0
17h	0	0	0	00:00:00	0%	\$ 0
18h	0	0	0	00:00:00	0%	\$ 0
19h	0	0	0	00:00:00	0%	\$ 0
20h	0	0	0	00:00:00	0%	\$ 0
21h	0	0	0	00:00:00	0%	\$ 0
22h	0	0	0	00:00:00	0%	\$ 0
23h	1	1	1	00:00:00	100%	\$ 0

## Visits by Day of Week

Day of the week	Visits	Actions	Actions per Visit	Avg. Time on Website	Bounce Rate	Conversion Rate
Monday	2	6	3	00:07:31	50%	0%
Tuesday	2	10	5	00:15:01	0%	0%
Wednesday	1	5	5	00:15:01	0%	0%
Thursday	1	5	5	00:15:01	0%	0%
Friday	1	5	5	00:15:01	0%	0%
Saturday	1	5	5	00:15:01	0%	0%
Sunday	3	7	2	00:05:00	67%	0%

## Actions - Main metrics

Name	Value
Pageviews	43
Unique Pageviews	27
Downloads	0
Unique Downloads	0
Outlinks	0
Unique Outlinks	0
Searches	0
Unique Keywords	0
Avg. generation time	0.3s



## Bandwidth - Main metrics

Name	Value
Bytes transferred overall	0
Bytes transferred pageviews	0
Bytes transferred downloads	0

## Page URLs

Page URL	Pageviews	Unique Pageviews	Avg. time on page	Bounce Rate	Exit rate	Avg. generation time
index.htm	9	9	00:05:20	11%	11%	0.3s
Page URL not defined	17	9	00:00:00	0%	0%	0.22s
thankyou	16	8	00:04:30	0%	100%	0.31s
products	1	1	00:00:00	100%	100%	0.15s

## Entry pages

Entry Page URL	Entrances	Bounces	Bounce Rate	Avg. generation time
index.htm	9	1	11%	0.3s
products	1	1	100%	0.15s

## Entry page titles

Entry Page title	Entrances	Bounces	Bounce Rate	Avg. generation time
second visitor/two days later/a new visit	8	0	0%	0.32s
first page view	2	2	100%	0.14s

## Exit pages

Exit Page URL	Exits	Unique Pageviews	Exit rate	Avg. generation time
index.htm	1	9	11%	0.3s
thankyou	8	8	100%	0.31s
products	1	1	100%	0.15s

## Exit page titles

Exit Page Title	Exits	Unique Pageviews	Exit rate	Avg. generation time
Checkout/Purchasing...	8	8	100%	0.45s
first page view	2	2	100%	0.14s

## Page titles

Page Name	Pageviews	Unique Pageviews	Avg. time on page	Bounce Rate	Exit rate	Avg. generation time
Checkout/Purchasing...	8	8	00:00:00	0%	100%	0.45s
second visitor/two days later/a new visit	8	8	00:06:00	0%	0%	0.32s
second visitor/two days later/second page view	8	8	00:09:00	0%	0%	0.17s
first page view	2	2	00:00:00	100%	100%	0.14s
Page Name not defined	1	1	00:00:00	0%	0%	0.22s

## Site Search Keywords

There is no data for this report.

## Pages Following a Site Search

There is no data for this report.

## Search Keywords with No Results

There is no data for this report.

## Page Titles Following a Site Search

There is no data for this report.

## Search Categories

There is no data for this report.

## Outlinks

There is no data for this report.

## Downloads

There is no data for this report.

## Event Categories

There is no data for this report.

## Event Actions

There is no data for this report.

## Event Names

There is no data for this report.

## Content Name

There is no data for this report.

## Content Piece

There is no data for this report.

## Referrer Type

Referrer Type	Visits	Actions	Actions per Visit	Avg. Time on Website	Bounce Rate	Revenue
Websites	6	22	4	00:10:01	33%	\$ 0
Campaigns	4	20	5	00:15:01	0%	\$ 0
Direct Entry	1	1	1	00:00:00	100%	\$ 0

## All Referrers

Referrer	Visits	Actions	Actions per Visit	Avg. Time on Website	Bounce Rate	Conversion Rate
referrer.com	6	22	4	00:10:01	33%	0%
goal-matching-url-parameter	4	20	5	00:15:01	0%	0%

## Keywords

There is no data for this report.

## Search Engines

There is no data for this report.

## Websites

Website	Visits	Actions	Actions per Visit	Avg. Time on Website	Bounce Rate	Revenue
referrer.com/Other_Page.htm	2	10	5	00:15:01	0%	\$ 0
referrer.com/Other_Page.htm	2	10	5	00:15:01	0%	\$ 0
referrer.com/page.htm?param=valuewith some spaces	2	2	1	00:00:00	100%	\$ 0

## Social Networks

There is no data for this report.

## Campaigns

Campaign	Visits	Actions	Actions per Visit	Avg. Time on Website	Bounce Rate	Revenue
goal-matching-url-parameter - referrer.com	4	20	5	00:15:01	0%	\$ 0

## Goals

Name	Value
Conversions	0
Visits with Conversions	0
Revenue	\$ 0
Conversion Rate	0%

## Visits to Conversion

There is no data for this report.

## Days to Conversion

There is no data for this report.

## Data tables

There is no data for this report.

## Temperatures evolution over time

There is no data for this report.

## Pie graph

There is no data for this report.

## Advanced tag cloud: with logos and links

There is no data for this report.