

# PIWIK

Piwik test

Date range: week April 4 - 10, 2011

Mail Test report

## All Websites dashboard

Website	Visits	Actions	Pageviews	Revenue	Conversions	Ecommerce Orders	Product Revenue
Piwik test	5	16	16	\$ 13361.11	5	4	\$ 13351.11
Piwik test	2	1	1	\$ 250	1	0	\$ 0

## Visits Summary

Name	Value
Unique visitors	1
Visits	5
Actions	16
Maximum actions in one visit	6
Actions per Visit	3
Avg. Visit Duration (in seconds)	00:22:49
Bounce Rate	20%

## Users

There is no data for this report.

## Custom Variables

Custom Variable name	Visits	Actions	Actions per Visit	Avg. Time on Website	Bounce Rate	Revenue
ValuelsZero - Custom Variable value not defined	5	16	3	00:22:49	20%	\$ 13361.11
VisitorType - NewLoggedOut	5	16	3	00:22:49	20%	\$ 13361.11
VisitorName - Great name!	4	12	3	00:25:32	25%	\$ 13351.11

## Device type

Device type	Visits	Actions	Actions per Visit	Avg. Time on Website	Bounce Rate	Revenue
 Desktop	5	16	3	00:22:49	20%	\$ 13361.11

## Device model

Device model	Visits	Actions	Actions per Visit	Avg. Time on Website	Bounce Rate	Revenue
Unknown	5	16	3	00:22:49	20%	\$ 13361.11

## Device brand

Device brand	Visits	Actions	Actions per Visit	Avg. Time on Website	Bounce Rate	Revenue
Unknown	5	16	3	00:22:49	20%	\$ 13361.11

## Screen Resolution

Resolution	Visits	Actions	Actions per Visit	Avg. Time on Website	Bounce Rate	Conversion Rate
1024x768	5	16	3	00:22:49	20%	80%

## Operating System versions

Operating System versions	Visits	Actions	Actions per Visit	Avg. Time on Website	Bounce Rate	Conversion Rate
 Windows XP	5	16	3	00:22:49	20%	80%

## Browsers

Browser	Visits	Actions	Actions per Visit	Avg. Time on Website	Bounce Rate	Conversion Rate
 Firefox	5	16	3	00:22:49	20%	80%

## Browser version

Browser version	Visits	Actions	Actions per Visit	Avg. Time on Website	Bounce Rate	Conversion Rate
 Firefox 3.6	5	16	3	00:22:49	20%	80%

## Configurations

Configuration	Visits	Actions	Actions per Visit	Avg. Time on Website	Bounce Rate	Conversion Rate
Windows / Firefox / 1024x768	5	16	3	00:22:49	20%	80%




## Operating System families

Operating system family	Visits	Actions	Actions per Visit	Avg. Time on Website	Bounce Rate	Conversion Rate
 Windows	5	16	3	00:22:49	20%	80%



## Browser engines

Browser engine	Visits	Actions	Actions per Visit	Avg. Time on Website	Bounce Rate	Conversion Rate
Gecko (Firefox)	5	16	3	00:22:49	20%	80%

## Browser Plugins

Plugin	Visits	% Visits
 Cookie	5	100%
 Flash	5	100%
 Java	5	100%
 Director	0	0%
 Gears	0	0%
 Pdf	0	0%
 Quicktime	0	0%
 Realplayer	0	0%
 Silverlight	0	0%
 Windowsmedia	0	0%

## Country

Country	Visits	Actions	Actions per Visit	Avg. Time on Website	Bounce Rate	Revenue
 Poland	4	12	3	00:25:32	25%	\$ 13351.11
 France	1	4	4	00:12:01	0%	\$ 10

## Continent

Continent	Visits	Actions	Actions per Visit	Avg. Time on Website	Bounce Rate	Revenue
Europe	5	16	3	00:22:49	20%	\$ 13361.11

## Region

Region	Visits	Actions	Actions per Visit	Avg. Time on Website	Bounce Rate	Revenue
 Unknown	5	16	3	00:22:49	20%	\$ 13361.11

## Browser language

Language	Visits	Actions	Actions per Visit	Avg. Time on Website	Bounce Rate	Conversion Rate
Polish	4	12	3	00:25:32	25%	75%
French	1	4	4	00:12:01	0%	100%

## City

City	Visits	Actions	Actions per Visit	Avg. Time on Website	Bounce Rate	Revenue
 Unknown	5	16	3	00:22:49	20%	\$ 13361.11

## Language code

Language	Visits	Actions	Actions per Visit	Avg. Time on Website	Bounce Rate	Conversion Rate
Polish (pl)	4	12	3	00:25:32	25%	75%
French (fr)	1	4	4	00:12:01	0%	100%



## Length of Visits

Visit duration	Visits
0-10s	0
11-30s	0
31-60s	0
1-2 min	0
2-4 min	0
4-7 min	1
7-10 min	0
10-15 min	2
15-30 min	1
30+ min	1

## Pages per Visit

Pages per visit	Visits
1 page	0
2 pages	0
3 pages	2
4 pages	1
5 pages	0
6-7 pages	1
8-10 pages	0
11-14 pages	0
15-20 pages	0
21+ pages	0

## Visits by Visit Number

Visits by Visit Number	Visits	% Visits
1 visit	3	60%
2 visits	2	40%
3 visits	0	0%
4 visits	0	0%
5 visits	0	0%
6 visits	0	0%
7 visits	0	0%
8 visits	0	0%
9-14 visits	0	0%
15-25 visits	0	0%
26-50 visits	0	0%
51-100 visits	0	0%

101-200 visits	0	0%
201+ visits	0	0%

## Visits by days since last visit

Visits by days since last visit

Visits

Visits by days since last visit	Visits
New visits	1
0 days	1
1 day	0
2 days	0
3 days	0
4 days	0
5 days	0
6 days	0
7 days	0
8-14 days	0
15-30 days	0
31-60 days	0
61-120 days	0
121-364 days	0
365+ days	0

## Returning Visits

Name	Value
Unique returning visitors	1
Returning Users	0
Returning Visits	4
Actions by Returning Visits	12
Maximum actions in one returning visit	6
Bounce Rate for Returning Visits	25%
Avg. Actions per Returning Visit	3
Avg. Duration of a Returning Visit (in sec)	00:25:32

# Visits per local time

Local time	Visits	Actions	Actions per Visit	Avg. Time on Website	Bounce Rate	Conversion Rate
0h	0	0	0	00:00:00	0%	0%
1h	0	0	0	00:00:00	0%	0%
2h	0	0	0	00:00:00	0%	0%
3h	0	0	0	00:00:00	0%	0%
4h	0	0	0	00:00:00	0%	0%
5h	0	0	0	00:00:00	0%	0%
6h	0	0	0	00:00:00	0%	0%
7h	0	0	0	00:00:00	0%	0%
8h	0	0	0	00:00:00	0%	0%
9h	0	0	0	00:00:00	0%	0%
10h	0	0	0	00:00:00	0%	0%
11h	0	0	0	00:00:00	0%	0%
12h	5	16	3	00:22:49	20%	80%
13h	0	0	0	00:00:00	0%	0%
14h	0	0	0	00:00:00	0%	0%
15h	0	0	0	00:00:00	0%	0%
16h	0	0	0	00:00:00	0%	0%
17h	0	0	0	00:00:00	0%	0%
18h	0	0	0	00:00:00	0%	0%
19h	0	0	0	00:00:00	0%	0%
20h	0	0	0	00:00:00	0%	0%
21h	0	0	0	00:00:00	0%	0%
22h	0	0	0	00:00:00	0%	0%
23h	0	0	0	00:00:00	0%	0%

# Visits per server time

Server time	Visits	Actions	Actions per Visit	Avg. Time on Website	Bounce Rate	Revenue
0h	1	4	4	00:12:01	0%	\$ 10
1h	0	0	0	00:00:00	0%	\$ 0
2h	2	9	5	00:42:01	0%	\$ 3111.11
3h	0	0	0	00:00:00	0%	\$ 0
4h	0	0	0	00:00:00	0%	\$ 0
5h	0	0	0	00:00:00	0%	\$ 0
6h	1	0	0	00:06:03	100%	\$ 10240
7h	1	3	3	00:12:01	0%	\$ 0
8h	0	0	0	00:00:00	0%	\$ 0
9h	0	0	0	00:00:00	0%	\$ 0
10h	0	0	0	00:00:00	0%	\$ 0
11h	0	0	0	00:00:00	0%	\$ 0
12h	0	0	0	00:00:00	0%	\$ 0
13h	0	0	0	00:00:00	0%	\$ 0
14h	0	0	0	00:00:00	0%	\$ 0
15h	0	0	0	00:00:00	0%	\$ 0
16h	0	0	0	00:00:00	0%	\$ 0
17h	0	0	0	00:00:00	0%	\$ 0
18h	0	0	0	00:00:00	0%	\$ 0
19h	0	0	0	00:00:00	0%	\$ 0
20h	0	0	0	00:00:00	0%	\$ 0
21h	0	0	0	00:00:00	0%	\$ 0
22h	0	0	0	00:00:00	0%	\$ 0
23h	0	0	0	00:00:00	0%	\$ 0

## Visits by Day of Week

Day of the week	Visits	Actions	Actions per Visit	Avg. Time on Website	Bounce Rate	Conversion Rate
Monday	0	0	0	00:00:00	0%	0%
Tuesday	3	13	4	00:30:01	0%	67%
Wednesday	2	3	2	00:12:02	50%	100%
Thursday	0	0	0	00:00:00	0%	0%
Friday	0	0	0	00:00:00	0%	0%
Saturday	0	0	0	00:00:00	0%	0%
Sunday	0	0	0	00:00:00	0%	0%

## Actions - Main metrics

Name	Value
Pageviews	16
Unique Pageviews	4
Downloads	0
Unique Downloads	0
Outlinks	0
Unique Outlinks	0
Searches	0
Unique Keywords	0



## Bandwidth - Main metrics

Name	Value
Bytes transferred overall	0
Bytes transferred pageviews	0
Bytes transferred downloads	0

## Page URLs

Page URL	Pageviews	Unique Pageviews	Avg. time on page	Bounce Rate	Exit rate
index.htm	16	4	00:03:23	0%	100%

## Entry pages

Entry Page URL	Entrances	Bounces	Bounce Rate
index.htm	4	0	0%

## Entry page titles

Entry Page title	Entrances	Bounces	Bounce Rate
View product left in cart	1	0	0%
incredible title!	1	0	0%
Looking at Electronics & Cameras page with a page I	1	0	0%

## Exit pages

Exit Page URL	Exits	Unique Pageviews	Exit rate
index.htm	4	4	100%

## Exit page titles

Exit Page Title	Exits	Unique Pageviews	Exit rate
View product left in cart	3	3	100%
Another Product page with multiple categories	1	1	100%

## Page titles

Page Name	Pageviews	Unique Pageviews	Avg. time on page	Bounce Rate	Exit rate
View product left in cart	9	3	00:02:00	0%	100%
Another Product page	1	1	00:06:00	0%	0%
Another Product page with multiple categories	1	1	00:00:00	0%	100%
Another Product page with no category	1	1	00:00:00	0%	0%
incredible title!	1	1	00:06:00	0%	0%
Looking at Electronics & Cameras page again	1	1	00:06:00	0%	0%
Looking at Electronics & Cameras page with a page l	1	1	00:06:00	0%	0%
Looking at product page	1	1	00:12:00	0%	0%

## Site Search Keywords

There is no data for this report.

## Pages Following a Site Search

There is no data for this report.

## Search Keywords with No Results

There is no data for this report.

## Page Titles Following a Site Search

There is no data for this report.

## Search Categories

There is no data for this report.

## Outlinks

There is no data for this report.

## Downloads

There is no data for this report.

## Event Categories

There is no data for this report.

## Event Actions

There is no data for this report.

## Event Names

There is no data for this report.

## Content Name

There is no data for this report.

## Content Piece

There is no data for this report.

## Referrer Type

Referrer Type	Visits	Actions	Actions per Visit	Avg. Time on Website	Bounce Rate	Revenue
Direct Entry	5	16	3	00:22:49	20%	\$ 13361.11

## All Referrers

There is no data for this report.

## Keywords

There is no data for this report.

## Search Engines

There is no data for this report.

## Websites

There is no data for this report.

## Social Networks

There is no data for this report.

## Campaigns

There is no data for this report.

# Ecommerce Orders

Name	Value
Ecommerce Orders	4
Visits with Conversions	2
Revenue	\$ 13351.11
Subtotal	\$ 2700
Tax	\$ 531
Shipping	\$ 120.11
Discount	\$ 686
Purchased Products	12
Average Order Value	\$ 3337.78
Conversion Rate	40%

## Ecommerce Orders - Visits to Conversion

Visits to Conversion	Conversions
1 visit	2
2 visits	2
3 visits	0
4 visits	0
5 visits	0
6 visits	0
7 visits	0
8 visits	0
9-14 visits	0
15-25 visits	0
26-50 visits	0
51-100 visits	0
101+ visits	0

## Ecommerce Orders - Days to Conversion

Days to Conversion	Conversions
0 days	4
1 day	0
2 days	0
3 days	0
4 days	0
5 days	0
6 days	0
7 days	0
8-14 days	0
15-30 days	0
31-60 days	0
61-120 days	0
121-364 days	0
365+ days	0



# Abandoned Carts

Name	Value
Abandoned Carts	3
Revenue left in cart	\$ 7530.33
Products left in cart	12
Average Order Value	\$ 2510.11
Conversion Rate	60%

## Abandoned Carts - Visits to Conversion

Visits to Conversion

Conversions

1 visit	1
2 visits	2
3 visits	0
4 visits	0
5 visits	0
6 visits	0
7 visits	0
8 visits	0
9-14 visits	0
15-25 visits	0
26-50 visits	0
51-100 visits	0
101+ visits	0

## Abandoned Carts - Days to Conversion

Days to Conversion

Conversions

0 days	3
1 day	0
2 days	0
3 days	0
4 days	0
5 days	0
6 days	0
7 days	0
8-14 days	0
15-30 days	0
31-60 days	0
61-120 days	0
121-364 days	0
365+ days	0

## Product SKU

Product SKU	Product Revenue	Quantity	Unique Purchases	Visits	Average Price	Average Quantity	Product Conversion Rate
SKU2	\$ 1500	1	1	1	\$ 1500	1	100%
SKU VERY nice indeed	\$ 1011.22	3	2	4	\$ 255.61	2	50%
ANOTHER SKU HERE	\$ 600	6	1	0	\$ 100	6	0%
TRIPOD SKU	\$ 200	2	1	0	\$ 100	2	0%
SKU IN ABANDONED CART TWO	\$ 0	0	0	3	\$ 0	0	0%

## Product Name

Product Name	Product Revenue	Quantity	Unique Purchases	Visits	Average Price	Average Quantity	Product Conversion Rate
Canon SLR	\$ 1500	1	1	0	\$ 1500	1	0%
PRODUCT name	\$ 1011.22	3	2	2	\$ 255.61	2	100%
PRODUCT name BIS	\$ 600	6	1	0	\$ 100	6	0%
TRIPOD - bought day after	\$ 200	2	1	0	\$ 100	2	0%
PRODUCT TWO LEFT in cart	\$ 0	0	0	3	\$ 0	0	0%
PRODUCT THREE LEFT in cart	\$ 0	0	0	3	\$ 1332	0	0%

# Product Category

Product Category	Product Revenue	Quantity	Unique Purchases	Visits	Average Price	Average Quantity	Product Conversion Rate
Electronics & Cameras	\$ 2500	3	2	3	\$ 1000	2	67%
Multiple Category 1	\$ 1000	2	1	1	\$ 500	2	100%
Multiple Category 2	\$ 1000	2	1	1	\$ 500	2	100%
Multiple Category 4	\$ 1000	2	1	1	\$ 500	2	100%
Multiple Category 5	\$ 1000	2	1	1	\$ 500	2	100%
Product Category not defined	\$ 611.22	7	2	4	\$ 55.61	4	50%
Tools	\$ 200	2	1	0	\$ 100	2	0%
Category TWO LEFT in cart	\$ 0	0	0	3	\$ 0	0	0%

# Goals

Name	Value
Conversions	5
Visits with Conversions	4
Revenue	\$ 13361.11
Conversion Rate	80%

## Visits to Conversion

Visits to Conversion	Conversions	Revenue
1 visit	1	\$ 0
2 visits	0	\$ 0
3 visits	0	\$ 0
4 visits	0	\$ 0
5 visits	0	\$ 0
6 visits	0	\$ 0
7 visits	0	\$ 0
8 visits	0	\$ 0
9-14 visits	0	\$ 0
15-25 visits	0	\$ 0
26-50 visits	0	\$ 0
51-100 visits	0	\$ 0
101+ visits	0	\$ 0

## Days to Conversion

Days to Conversion	Conversions	Revenue
0 days	1	\$ 0
1 day	0	\$ 0
2 days	0	\$ 0
3 days	0	\$ 0
4 days	0	\$ 0
5 days	0	\$ 0
6 days	0	\$ 0
7 days	0	\$ 0
8-14 days	0	\$ 0
15-30 days	0	\$ 0
31-60 days	0	\$ 0
61-120 days	0	\$ 0
121-364 days	0	\$ 0
365+ days	0	\$ 0



## Goal title match, triggered ONCE

Name	Value
Conversions	1
Visits with Conversions	1
Revenue	\$ 10
Conversion Rate	20%

## title match, triggered ONCE - Visits to Conversion

Visits to Conversion

Conversions

1 visit	1
2 visits	0
3 visits	0
4 visits	0
5 visits	0
6 visits	0
7 visits	0
8 visits	0
9-14 visits	0
15-25 visits	0
26-50 visits	0
51-100 visits	0
101+ visits	0

## title match, triggered ONCE - Days to Conversion

Days to Conversion

Conversions

0 days	1
1 day	0
2 days	0
3 days	0
4 days	0
5 days	0
6 days	0
7 days	0
8-14 days	0
15-30 days	0
31-60 days	0
61-120 days	0
121-364 days	0
365+ days	0

## Data tables

There is no data for this report.

## Temperatures evolution over time

There is no data for this report.

## Pie graph



There is no data for this report.

## Advanced tag cloud: with logos and links

There is no data for this report.