

# PIWIK

Piwik test

Date range: Week 4 April - 10 April 2011

Mail Test report

## All Websites dashboard

| Website    | Visits | Actions | Pageviews | Revenue     | Conversions | Ecommerce Orders | Product Revenue |
|------------|--------|---------|-----------|-------------|-------------|------------------|-----------------|
| Piwik test | 5      | 16      | 16        | \$ 13361.11 | 5           | 4                | \$ 13351.11     |
| Piwik test | 2      | 1       | 1         | \$ 250      | 1           | 0                | \$ 0            |

## Visits Summary

| Name                             | Value    |
|----------------------------------|----------|
| Unique visitors                  | 1        |
| Users                            | 0        |
| Visits                           | 5        |
| Actions                          | 16       |
| Maximum actions in one visit     | 6        |
| Actions per Visit                | 3.2      |
| Avg. Visit Duration (in seconds) | 00:22:49 |
| Bounce Rate                      | 20%      |

## Visits by Server Time

| Server time | Visits | Actions | Actions per Visit | Avg. Time on Website | Bounce Rate | Revenue    |
|-------------|--------|---------|-------------------|----------------------|-------------|------------|
| 0h          | 1      | 4       | 4                 | 00:12:01             | 0%          | \$ 10      |
| 1h          | 0      | 0       | 0                 | 00:00:00             | 0%          | \$ 0       |
| 2h          | 2      | 9       | 4.5               | 00:42:01             | 0%          | \$ 3111.11 |
| 3h          | 0      | 0       | 0                 | 00:00:00             | 0%          | \$ 0       |
| 4h          | 0      | 0       | 0                 | 00:00:00             | 0%          | \$ 0       |
| 5h          | 0      | 0       | 0                 | 00:00:00             | 0%          | \$ 0       |
| 6h          | 1      | 0       | 0                 | 00:06:03             | 100%        | \$ 10240   |
| 7h          | 1      | 3       | 3                 | 00:12:01             | 0%          | \$ 0       |
| 8h          | 0      | 0       | 0                 | 00:00:00             | 0%          | \$ 0       |
| 9h          | 0      | 0       | 0                 | 00:00:00             | 0%          | \$ 0       |
| 10h         | 0      | 0       | 0                 | 00:00:00             | 0%          | \$ 0       |
| 11h         | 0      | 0       | 0                 | 00:00:00             | 0%          | \$ 0       |
| 12h         | 0      | 0       | 0                 | 00:00:00             | 0%          | \$ 0       |
| 13h         | 0      | 0       | 0                 | 00:00:00             | 0%          | \$ 0       |
| 14h         | 0      | 0       | 0                 | 00:00:00             | 0%          | \$ 0       |
| 15h         | 0      | 0       | 0                 | 00:00:00             | 0%          | \$ 0       |
| 16h         | 0      | 0       | 0                 | 00:00:00             | 0%          | \$ 0       |
| 17h         | 0      | 0       | 0                 | 00:00:00             | 0%          | \$ 0       |
| 18h         | 0      | 0       | 0                 | 00:00:00             | 0%          | \$ 0       |
| 19h         | 0      | 0       | 0                 | 00:00:00             | 0%          | \$ 0       |
| 20h         | 0      | 0       | 0                 | 00:00:00             | 0%          | \$ 0       |
| 21h         | 0      | 0       | 0                 | 00:00:00             | 0%          | \$ 0       |
| 22h         | 0      | 0       | 0                 | 00:00:00             | 0%          | \$ 0       |
| 23h         | 0      | 0       | 0                 | 00:00:00             | 0%          | \$ 0       |

## Visits by Local Time

| Local time | Visits | Actions | Actions per Visit | Avg. Time on Website | Bounce Rate | Conversion Rate |
|------------|--------|---------|-------------------|----------------------|-------------|-----------------|
| 0h         | 0      | 0       | 0                 | 00:00:00             | 0%          | 0%              |
| 1h         | 0      | 0       | 0                 | 00:00:00             | 0%          | 0%              |
| 2h         | 0      | 0       | 0                 | 00:00:00             | 0%          | 0%              |
| 3h         | 0      | 0       | 0                 | 00:00:00             | 0%          | 0%              |
| 4h         | 0      | 0       | 0                 | 00:00:00             | 0%          | 0%              |
| 5h         | 0      | 0       | 0                 | 00:00:00             | 0%          | 0%              |
| 6h         | 0      | 0       | 0                 | 00:00:00             | 0%          | 0%              |
| 7h         | 0      | 0       | 0                 | 00:00:00             | 0%          | 0%              |
| 8h         | 0      | 0       | 0                 | 00:00:00             | 0%          | 0%              |
| 9h         | 0      | 0       | 0                 | 00:00:00             | 0%          | 0%              |
| 10h        | 0      | 0       | 0                 | 00:00:00             | 0%          | 0%              |
| 11h        | 0      | 0       | 0                 | 00:00:00             | 0%          | 0%              |
| 12h        | 5      | 16      | 3.2               | 00:22:49             | 20%         | 80%             |
| 13h        | 0      | 0       | 0                 | 00:00:00             | 0%          | 0%              |
| 14h        | 0      | 0       | 0                 | 00:00:00             | 0%          | 0%              |
| 15h        | 0      | 0       | 0                 | 00:00:00             | 0%          | 0%              |
| 16h        | 0      | 0       | 0                 | 00:00:00             | 0%          | 0%              |
| 17h        | 0      | 0       | 0                 | 00:00:00             | 0%          | 0%              |
| 18h        | 0      | 0       | 0                 | 00:00:00             | 0%          | 0%              |
| 19h        | 0      | 0       | 0                 | 00:00:00             | 0%          | 0%              |
| 20h        | 0      | 0       | 0                 | 00:00:00             | 0%          | 0%              |
| 21h        | 0      | 0       | 0                 | 00:00:00             | 0%          | 0%              |
| 22h        | 0      | 0       | 0                 | 00:00:00             | 0%          | 0%              |
| 23h        | 0      | 0       | 0                 | 00:00:00             | 0%          | 0%              |

## Visits by Day of Week

| Day of the week | Visits | Actions | Actions per Visit | Avg. Time on Website | Bounce Rate | Conversion Rate |
|-----------------|--------|---------|-------------------|----------------------|-------------|-----------------|
| Monday          | 0      | 0       | 0                 | 00:00:00             | 0%          | 0%              |
| Tuesday         | 3      | 13      | 4.3               | 00:30:01             | 0%          | 66.67%          |
| Wednesday       | 2      | 3       | 1.5               | 00:12:02             | 50%         | 100%            |
| Thursday        | 0      | 0       | 0                 | 00:00:00             | 0%          | 0%              |
| Friday          | 0      | 0       | 0                 | 00:00:00             | 0%          | 0%              |
| Saturday        | 0      | 0       | 0                 | 00:00:00             | 0%          | 0%              |
| Sunday          | 0      | 0       | 0                 | 00:00:00             | 0%          | 0%              |

## Screen Resolution

| Resolution | Visits | Actions | Actions per Visit | Avg. Time on Website | Bounce Rate | Conversion Rate |
|------------|--------|---------|-------------------|----------------------|-------------|-----------------|
| 1024x768   | 5      | 16      | 3.2               | 00:22:49             | 20%         | 80%             |

## Browser Plugins

| Plugin  | Visits | % Visits |
|---|--------|----------|
|  Cookie         | 5      | 100%     |
|  Flash        | 5      | 100%     |
|  Java         | 5      | 100%     |
|  Director     | 0      | 0%       |
|  Gears        | 0      | 0%       |
|  Pdf          | 0      | 0%       |
|  Quicktime    | 0      | 0%       |
|  Realplayer   | 0      | 0%       |
|  Silverlight  | 0      | 0%       |
|  Windowsmedia | 0      | 0%       |

## Visitor Configuration

| Configuration                   | Visits | Actions | Actions per Visit | Avg. Time on Website | Bounce Rate | Conversion Rate |
|---------------------------------|--------|---------|-------------------|----------------------|-------------|-----------------|
| Windows XP / Firefox / 1024x768 | 5      | 16      | 3.2               | 00:22:49             | 20%         | 80%             |

## Browser language

| Language | Visits | Actions | Actions per Visit | Avg. Time on Website | Bounce Rate | Conversion Rate |
|----------|--------|---------|-------------------|----------------------|-------------|-----------------|
| Polish   | 4      | 12      | 3                 | 00:25:32             | 25%         | 75%             |
| French   | 1      | 4       | 4                 | 00:12:01             | 0%          | 100%            |

## Language code

| Language    | Visits | Actions | Actions per Visit | Avg. Time on Website | Bounce Rate | Conversion Rate |
|-------------|--------|---------|-------------------|----------------------|-------------|-----------------|
| Polish (pl) | 4      | 12      | 3                 | 00:25:32             | 25%         | 75%             |
| French (fr) | 1      | 4       | 4                 | 00:12:01             | 0%          | 100%            |

## Ecommerce Orders

| Name                    | Value       |
|-------------------------|-------------|
| Ecommerce Orders        | 4           |
| Visits with Conversions | 2           |
| Revenue                 | \$ 13351.11 |
| Subtotal                | \$ 2700     |
| Tax                     | \$ 531      |
| Shipping                | \$ 120.11   |
| Discount                | \$ 686      |
| Purchased Products      | 12          |
| Average Order Value     | \$ 3337.78  |
| Conversion Rate         | 40%         |



## Ecommerce Orders - Visits to Conversion

| Visits to Conversion | Conversions |
|----------------------|-------------|
| 1 visit              | 2           |
| 2 visits             | 2           |
| 3 visits             | 0           |
| 4 visits             | 0           |
| 5 visits             | 0           |
| 6 visits             | 0           |
| 7 visits             | 0           |
| 8 visits             | 0           |
| 9-14 visits          | 0           |
| 15-25 visits         | 0           |
| 26-50 visits         | 0           |
| 51-100 visits        | 0           |
| 101+ visits          | 0           |

## Ecommerce Orders - Days to Conversion

| Days to Conversion | Conversions |
|--------------------|-------------|
| 0 days             | 4           |
| 1 day              | 0           |
| 2 days             | 0           |
| 3 days             | 0           |
| 4 days             | 0           |
| 5 days             | 0           |
| 6 days             | 0           |
| 7 days             | 0           |
| 8-14 days          | 0           |
| 15-30 days         | 0           |
| 31-60 days         | 0           |
| 61-120 days        | 0           |
| 121-364 days       | 0           |
| 365+ days          | 0           |

## Abandoned Carts

| Name                  | Value      |
|-----------------------|------------|
| Abandoned Carts       | 3          |
| Revenue left in cart  | \$ 7530.33 |
| Products left in cart | 12         |
| Average Order Value   | \$ 2510.11 |
| Conversion Rate       | 60%        |

## Abandoned Carts - Visits to Conversion

| Visits to Conversion | Conversions |
|----------------------|-------------|
| 1 visit              | 1           |
| 2 visits             | 2           |
| 3 visits             | 0           |
| 4 visits             | 0           |
| 5 visits             | 0           |
| 6 visits             | 0           |
| 7 visits             | 0           |
| 8 visits             | 0           |
| 9-14 visits          | 0           |
| 15-25 visits         | 0           |
| 26-50 visits         | 0           |
| 51-100 visits        | 0           |
| 101+ visits          | 0           |

## Abandoned Carts - Days to Conversion

| Days to Conversion | Conversions |
|--------------------|-------------|
| 0 days             | 3           |
| 1 day              | 0           |
| 2 days             | 0           |
| 3 days             | 0           |
| 4 days             | 0           |
| 5 days             | 0           |
| 6 days             | 0           |
| 7 days             | 0           |
| 8-14 days          | 0           |
| 15-30 days         | 0           |
| 31-60 days         | 0           |
| 61-120 days        | 0           |
| 121-364 days       | 0           |
| 365+ days          | 0           |

## Product SKU

| Product SKU               | Product Revenue | Quantity | Unique Purchases | Visits | Average Price | Average Quantity | Product Conversion Rate |
|---------------------------|-----------------|----------|------------------|--------|---------------|------------------|-------------------------|
| SKU2                      | \$ 1500         | 1        | 1                | 1      | \$ 1500       | 1                | 100%                    |
| SKU VERY nice indeed      | \$ 1011.22      | 3        | 2                | 4      | \$ 255.61     | 1.5              | 50%                     |
| ANOTHER SKU HERE          | \$ 600          | 6        | 1                | 0      | \$ 100        | 6                | 0%                      |
| TRIPOD SKU                | \$ 200          | 2        | 1                | 0      | \$ 100        | 2                | 0%                      |
| SKU IN ABANDONED CART TWO | \$ 0            | 0        | 0                | 3      | \$ 0          | 0                | 0%                      |

## Product Name

| Product Name               | Product Revenue | Quantity | Unique Purchases | Visits | Average Price | Average Quantity | Product Conversion Rate |
|----------------------------|-----------------|----------|------------------|--------|---------------|------------------|-------------------------|
| Canon SLR                  | \$ 1500         | 1        | 1                | 0      | \$ 1500       | 1                | 0%                      |
| PRODUCT name               | \$ 1011.22      | 3        | 2                | 2      | \$ 255.61     | 1.5              | 100%                    |
| PRODUCT name BIS           | \$ 600          | 6        | 1                | 0      | \$ 100        | 6                | 0%                      |
| TRIPOD - bought day after  | \$ 200          | 2        | 1                | 0      | \$ 100        | 2                | 0%                      |
| PRODUCT THREE LEFT in cart | \$ 0            | 0        | 0                | 3      | \$ 1332       | 0                | 0%                      |
| PRODUCT TWO LEFT in cart   | \$ 0            | 0        | 0                | 3      | \$ 0          | 0                | 0%                      |

# Product Category

| Product Category             | Product Revenue | Quantity | Unique Purchases | Visits | Average Price | Average Quantity | Product Conversion Rate |
|------------------------------|-----------------|----------|------------------|--------|---------------|------------------|-------------------------|
| Electronics & Cameras        | \$ 2500         | 3        | 2                | 3      | \$ 1000       | 1.5              | 66.67%                  |
| Multiple Category 1          | \$ 1000         | 2        | 1                | 1      | \$ 500        | 2                | 100%                    |
| Multiple Category 2          | \$ 1000         | 2        | 1                | 1      | \$ 500        | 2                | 100%                    |
| Multiple Category 4          | \$ 1000         | 2        | 1                | 1      | \$ 500        | 2                | 100%                    |
| Multiple Category 5          | \$ 1000         | 2        | 1                | 1      | \$ 500        | 2                | 100%                    |
| Product Category not defined | \$ 611.22       | 7        | 2                | 4      | \$ 55.61      | 3.5              | 50%                     |
| Tools                        | \$ 200          | 2        | 1                | 0      | \$ 100        | 2                | 0%                      |
| Category TWO LEFT in cart    | \$ 0            | 0        | 0                | 3      | \$ 0          | 0                | 0%                      |

## Actions - Main metrics

| Name             | Value |
|------------------|-------|
| Pageviews        | 16    |
| Unique Pageviews | 4     |
| Downloads        | 0     |
| Unique Downloads | 0     |
| Outlinks         | 0     |
| Unique Outlinks  | 0     |
| Searches         | 0     |
| Unique Keywords  | 0     |

## Page URLs

| Page URL   | Pageviews | Unique Pageviews | Avg. time on page | Bounce Rate | Exit rate |
|------------|-----------|------------------|-------------------|-------------|-----------|
| /index.htm | 16        | 4                | 00:13:30          | 0%          | 100%      |

## Entry pages

| Entry Page URL | Entrances | Bounces | Bounce Rate |
|----------------|-----------|---------|-------------|
| /index.htm     | 3         | 0       | 0%          |

## Exit pages

| Exit Page URL | Exits | Unique Pageviews | Exit rate |
|---------------|-------|------------------|-----------|
| /index.htm    | 4     | 4                | 100%      |

## Page titles

| Page Name   | Pageviews | Unique Pageviews | Avg. time on page | Bounce Rate | Exit rate |
|---|-----------|------------------|-------------------|-------------|-----------|
| View product left in cart                         | 9         | 3                | 00:06:00          | 0%          | 100%      |
| Another Product page                              | 1         | 1                | 00:06:00          | 0%          | 0%        |
| Another Product page with multiple categories     | 1         | 1                | 00:00:00          | 0%          | 100%      |
| Another Product page with no category             | 1         | 1                | 00:00:00          | 0%          | 0%        |
| incredible title!                                 | 1         | 1                | 00:06:00          | 0%          | 0%        |
| Looking at Electronics & Cameras page again       | 1         | 1                | 00:06:00          | 0%          | 0%        |
| Looking at Electronics & Cameras page with a page | 1         | 1                | 00:06:00          | 0%          | 0%        |
| Looking at product page                           | 1         | 1                | 00:12:00          | 0%          | 0%        |

## Entry page titles

| Entry Page title                                  | Entrances | Bounces | Bounce Rate |
|---|-----------|---------|-------------|
| View product left in cart                         | 1         | 0       | 0%          |
| incredible title!                                 | 1         | 0       | 0%          |
| Looking at Electronics & Cameras page with a page | 1         | 0       | 0%          |



## Exit page titles

| Exit Page Title                               | Exits | Unique Pageviews | Exit rate |
|---|-------|------------------|-----------|
| View product left in cart                     | 3     | 3                | 100%      |
| Another Product page with multiple categories | 1     | 1                | 100%      |

## Outlinks

There is no data for this report.

## Downloads

There is no data for this report.

## Content Name

There is no data for this report.

## Content Piece

There is no data for this report.

## Event Categories

There is no data for this report.

## Event Actions

There is no data for this report.

## Event Names

There is no data for this report.

## Site Search Keywords

There is no data for this report.

## Search Keywords with No Results

There is no data for this report.

## Search Categories

There is no data for this report.

## Pages Following a Site Search

There is no data for this report.

## Page Titles Following a Site Search

There is no data for this report.

## Referrer Type

| Referrer Type | Visits | Actions | Actions per Visit | Avg. Time on Website | Bounce Rate | Revenue     |
|---------------|--------|---------|-------------------|----------------------|-------------|-------------|
| Direct Entry  | 5      | 16      | 3.2               | 00:22:49             | 20%         | \$ 13361.11 |

## All Referrers

There is no data for this report.

## Keywords

There is no data for this report.

## Websites

There is no data for this report.

## Search Engines

There is no data for this report.

## Campaigns

There is no data for this report.

## Social Networks

There is no data for this report.

## Goals

| Name                    | Value       |
|-------------------------|-------------|
| Conversions             | 5           |
| Visits with Conversions | 4           |
| Revenue                 | \$ 13361.11 |
| Conversion Rate         | 80%         |

## Visits to Conversion

| Visits to Conversion | Conversions | Revenue |
|----------------------|-------------|---------|
| 1 visit              | 1           | \$ 0    |
| 2 visits             | 0           | \$ 0    |
| 3 visits             | 0           | \$ 0    |
| 4 visits             | 0           | \$ 0    |
| 5 visits             | 0           | \$ 0    |
| 6 visits             | 0           | \$ 0    |
| 7 visits             | 0           | \$ 0    |
| 8 visits             | 0           | \$ 0    |
| 9-14 visits          | 0           | \$ 0    |
| 15-25 visits         | 0           | \$ 0    |
| 26-50 visits         | 0           | \$ 0    |
| 51-100 visits        | 0           | \$ 0    |
| 101+ visits          | 0           | \$ 0    |

## Days to Conversion

| Days to Conversion | Conversions | Revenue |
|--------------------|-------------|---------|
| 0 days             | 1           | \$ 0    |
| 1 day              | 0           | \$ 0    |
| 2 days             | 0           | \$ 0    |
| 3 days             | 0           | \$ 0    |
| 4 days             | 0           | \$ 0    |
| 5 days             | 0           | \$ 0    |
| 6 days             | 0           | \$ 0    |
| 7 days             | 0           | \$ 0    |
| 8-14 days          | 0           | \$ 0    |
| 15-30 days         | 0           | \$ 0    |
| 31-60 days         | 0           | \$ 0    |
| 61-120 days        | 0           | \$ 0    |
| 121-364 days       | 0           | \$ 0    |
| 365+ days          | 0           | \$ 0    |



## Goal title match, triggered ONCE

| Name                    | Value |
|-------------------------|-------|
| Conversions             | 1     |
| Visits with Conversions | 1     |
| Revenue                 | \$ 10 |
| Conversion Rate         | 20%   |



## title match, triggered ONCE - Visits to Conversion

| Visits to Conversion | Conversions |
|----------------------|-------------|
| 1 visit              | 1           |
| 2 visits             | 0           |
| 3 visits             | 0           |
| 4 visits             | 0           |
| 5 visits             | 0           |
| 6 visits             | 0           |
| 7 visits             | 0           |
| 8 visits             | 0           |
| 9-14 visits          | 0           |
| 15-25 visits         | 0           |
| 26-50 visits         | 0           |
| 51-100 visits        | 0           |
| 101+ visits          | 0           |

## title match, triggered ONCE - Days to Conversion

| Days to Conversion | Conversions |
|--------------------|-------------|
| 0 days             | 1           |
| 1 day              | 0           |
| 2 days             | 0           |
| 3 days             | 0           |
| 4 days             | 0           |
| 5 days             | 0           |
| 6 days             | 0           |
| 7 days             | 0           |
| 8-14 days          | 0           |
| 15-30 days         | 0           |
| 31-60 days         | 0           |
| 61-120 days        | 0           |
| 121-364 days       | 0           |
| 365+ days          | 0           |


## Country

| Country   | Visits | Actions | Actions per Visit | Avg. Time on Website | Bounce Rate | Revenue     |
|---|--------|---------|-------------------|----------------------|-------------|-------------|
|  Poland | 4      | 12      | 3                 | 00:25:32             | 25%         | \$ 13351.11 |
|  France | 1      | 4       | 4                 | 00:12:01             | 0%          | \$ 10       |

## Continent


| Continent | Visits | Actions | Actions per Visit | Avg. Time on Website | Bounce Rate | Revenue     |
|-----------|--------|---------|-------------------|----------------------|-------------|-------------|
| Europe    | 5      | 16      | 3.2               | 00:22:49             | 20%         | \$ 13361.11 |

## Region

| Region   | Visits | Actions | Actions per Visit | Avg. Time on Website | Bounce Rate | Revenue     |
|--|--------|---------|-------------------|----------------------|-------------|-------------|
|  Unknown | 5      | 16      | 3.2               | 00:22:49             | 20%         | \$ 13361.11 |



## City

| City   | Visits | Actions | Actions per Visit | Avg. Time on Website | Bounce Rate | Revenue     |
|--|--------|---------|-------------------|----------------------|-------------|-------------|
|  Unknown | 5      | 16      | 3.2               | 00:22:49             | 20%         | \$ 13361.11 |

## Custom Variables

| Custom Variable name | Visits | Actions | Actions per Visit | Avg. Time on Website | Bounce Rate | Revenue     |
|----------------------|--------|---------|-------------------|----------------------|-------------|-------------|
| ValuelsZero          | 5      | 16      | 3.2               | 00:22:49             | 20%         | \$ 13361.11 |
| VisitorType          | 5      | 16      | 3.2               | 00:22:49             | 20%         | \$ 13361.11 |
| VisitorName          | 4      | 12      | 3                 | 00:25:32             | 25%         | \$ 13351.11 |

## Length of Visits

| Visit duration | Visits |
|----------------|--------|
| 0-10s          | 0      |
| 11-30s         | 0      |
| 31-60s         | 0      |
| 1-2 min        | 0      |
| 2-4 min        | 0      |
| 4-7 min        | 1      |
| 7-10 min       | 0      |
| 10-15 min      | 2      |
| 15-30 min      | 1      |
| 30+ min        | 1      |

## Pages per Visit

| Pages per visit | Visits |
|-----------------|--------|
| 1 page          | 0      |
| 2 pages         | 0      |
| 3 pages         | 2      |
| 4 pages         | 1      |
| 5 pages         | 0      |
| 6-7 pages       | 1      |
| 8-10 pages      | 0      |
| 11-14 pages     | 0      |
| 15-20 pages     | 0      |
| 21+ pages       | 0      |

## Visits by Visit Number

| Visits by Visit Number | Visits | % Visits |
|------------------------|--------|----------|
| 1 visit                | 3      | 60%      |
| 2 visits               | 2      | 40%      |
| 3 visits               | 0      | 0%       |
| 4 visits               | 0      | 0%       |
| 5 visits               | 0      | 0%       |
| 6 visits               | 0      | 0%       |
| 7 visits               | 0      | 0%       |
| 8 visits               | 0      | 0%       |
| 9-14 visits            | 0      | 0%       |
| 15-25 visits           | 0      | 0%       |
| 26-50 visits           | 0      | 0%       |
| 51-100 visits          | 0      | 0%       |

|                |   |    |
|----------------|---|----|
| 101-200 visits | 0 | 0% |
| 201+ visits    | 0 | 0% |

## Visits by days since last visit

| Visits by days since last visit | Visits |
|---------------------------------|--------|
| New visits                      | 1      |
| 0 days                          | 1      |
| 1 day                           | 0      |
| 2 days                          | 0      |
| 3 days                          | 0      |
| 4 days                          | 0      |
| 5 days                          | 0      |
| 6 days                          | 0      |
| 7 days                          | 0      |
| 8-14 days                       | 0      |
| 15-30 days                      | 0      |
| 31-60 days                      | 0      |
| 61-120 days                     | 0      |
| 121-364 days                    | 0      |
| 365+ days                       | 0      |


## Returning Visits

| Name  | Value    |
|---|----------|
| Unique returning visitors                   | 1        |
| Returning Users                             | 0        |
| Returning Visits                            | 4        |
| Actions by Returning Visits                 | 12       |
| Maximum actions in one returning visit      | 6        |
| Bounce Rate for Returning Visits            | 25%      |
| Avg. Actions per Returning Visit            | 3        |
| Avg. Duration of a Returning Visit (in sec) | 00:25:32 |


## Provider

| Provider | Visits | Actions | Actions per Visit | Avg. Time on Website | Bounce Rate | Conversion Rate |
|----------|--------|---------|-------------------|----------------------|-------------|-----------------|
| Unknown  | 5      | 16      | 3.2               | 00:22:49             | 20%         | 80%             |

## Device type

| Device type  | Visits | Actions | Actions per Visit | Avg. Time on Website | Bounce Rate | Conversion Rate |
|--|--------|---------|-------------------|----------------------|-------------|-----------------|
|  Desktop | 5      | 16      | 3.2               | 00:22:49             | 20%         | 80%             |

## Visitor Browser

| Browser  | Visits | Actions | Actions per Visit | Avg. Time on Website | Bounce Rate | Conversion Rate |
|--|--------|---------|-------------------|----------------------|-------------|-----------------|
|  Firefox | 5      | 16      | 3.2               | 00:22:49             | 20%         | 80%             |


## Device brand

| Device brand | Visits | Actions | Actions per Visit | Avg. Time on Website | Bounce Rate | Conversion Rate |
|--------------|--------|---------|-------------------|----------------------|-------------|-----------------|
| Unknown      | 5      | 16      | 3.2               | 00:22:49             | 20%         | 80%             |


## Device model

| Device model | Visits | Actions | Actions per Visit | Avg. Time on Website | Bounce Rate | Conversion Rate |
|--------------|--------|---------|-------------------|----------------------|-------------|-----------------|
| Unknown      | 5      | 16      | 3.2               | 00:22:49             | 20%         | 80%             |


## Browser version

| Browser version  | Visits | Actions | Actions per Visit | Avg. Time on Website | Bounce Rate | Conversion Rate |
|--|--------|---------|-------------------|----------------------|-------------|-----------------|
|  Firefox 3.6 | 5      | 16      | 3.2               | 00:22:49             | 20%         | 80%             |

## Operating System families

| Operating system family  | Visits | Actions | Actions per Visit | Avg. Time on Website | Bounce Rate | Conversion Rate |
|--|--------|---------|-------------------|----------------------|-------------|-----------------|
|  Windows | 5      | 16      | 3.2               | 00:22:49             | 20%         | 80%             |

## Operating System versions

| Operating System versions   | Visits | Actions | Actions per Visit | Avg. Time on Website | Bounce Rate | Conversion Rate |
|---|--------|---------|-------------------|----------------------|-------------|-----------------|
|  Windows XP | 5      | 16      | 3.2               | 00:22:49             | 20%         | 80%             |

## Browser engines

| Browser engine  | Visits | Actions | Actions per Visit | Avg. Time on Website | Bounce Rate | Conversion Rate |
|-----------------|--------|---------|-------------------|----------------------|-------------|-----------------|
| Gecko (Firefox) | 5      | 16      | 3.2               | 00:22:49             | 20%         | 80%             |